



European Investment Bank Group • European Investment Bank Group • European Investment Bank Group • European Investment Bank Group



Volume III

# Statistical Report







European Investment Bank Group • European Investment Bank Group • European Investment Bank Group • European Investment Bank Group



Volume III

# Statistical Report

The **EIB Group's 2007 Annual Report** consists of three separate volumes:

- the Activity and Corporate Responsibility Report, presenting the EIB Group's activity over the past year and future prospects;
- the Financial Report, presenting the financial statements of the EIB Group, the EIB, the Cotonou Investment Facility, the FEMIP Trust Fund and the EIF, along with the related explanatory annexes;
- the Statistical Report, presenting in list form the projects financed and borrowings undertaken by the EIB in 2007, together with a list of the EIF's projects. It also includes summary tables for the year and over the last five years.

The Annual Report is also available on the Bank's website ([www.eib.org/report](http://www.eib.org/report)).



## EIB Group: statutory figures



### European Investment Bank

<i>Activity in 2007</i>	<i>(EUR m)</i>
<b>Signatures</b>	<b>47 820</b>
European Union	41 431
Partner countries	6 389
<b>Projects approved</b>	<b>56 455</b>
European Union	48 664
Partner countries	7 791
<b>Disbursements</b>	<b>43 420</b>
From the Bank's resources	38 852
From budgetary resources	4 568
<b>Resources raised (before swaps)</b>	<b>54 725<sup>(*)</sup></b>
Community currencies	32 835
Non-Community currencies	21 890
<b>Situation as at 31.12.2007</b>	
<b>Outstandings</b>	
Loans from the Bank's resources	324 753
Guarantees provided	165
Financing from budgetary resources	1 785
Short, medium and long-term borrowings	254 221
<b>Own funds</b>	<b>33 437</b>
<b>Balance sheet total</b>	<b>301 854</b>
<b>Net profit for year</b>	<b>1 633</b>
<b>Subscribed capital</b>	<b>164 808</b>
<i>of which paid in and to be paid in</i>	<i>8 240</i>



### European Investment Fund

<i>Activity in 2007</i>	
<b>Signatures</b>	<b>1 918</b>
Venture capital	521
Guarantees	1 397
<b>Situation as at 31.12.2007</b>	
<b>Portfolio</b>	<b>15 971</b>
Venture capital	4 388
Guarantees	11 584
<b>Own funds</b>	<b>965</b>
<b>Balance sheet total</b>	<b>1 074</b>
<b>Net profit for year</b>	<b>50</b>
<b>Subscribed capital</b>	<b>2 770</b>
<i>of which paid in</i>	<i>554</i>

(\*) Resources raised under the global borrowing authorisation given by the Board of Directors for 2007, including 'pre-funding' of EUR 77 million completed in 2006 for 2007.



# Table of Contents

## European Investment Bank

### European Union

⇒ Belgium	6
⇒ Bulgaria	6
⇒ Czech Republic	7
⇒ Denmark	7
⇒ Germany	8-9
⇒ Ireland	9
⇒ Greece	10
⇒ Spain	10-12
⇒ France	12-13
⇒ Italy	14-15
⇒ Cyprus	15
⇒ Latvia	16
⇒ Lithuania	16
⇒ Luxembourg	16
⇒ Hungary	17
⇒ Malta	17
⇒ Netherlands	18
⇒ Austria	18
⇒ Poland	19
⇒ Portugal	19-20
⇒ Romania	20
⇒ Slovenia	21
⇒ Slovakia	21
⇒ Finland	21-22
⇒ Sweden	22
⇒ United Kingdom	22-23
⇒ EFTA	23

### Partner countries

⇒ South-East Europe	25-26
⇒ Eastern Europe, Southern Caucasus, Russia	27
⇒ Mediterranean countries	27-28
⇒ ACP/OCT	29-30
⇒ South Africa	31
⇒ Asia, Latin America	31

### Statistical Supplement

33-50

## European Investment Fund

Equity Signatures	52
Guarantee Operations	53

Conversion rates	54
------------------	----

EIB Group Addresses	56
---------------------	----





# European Investment Bank

## European Union

Finance contracts signed for capital investment within the European Union in 2007 totalled EUR 41 431 million (see detailed breakdown in table below). These operations give rise to financial commitments for the Bank and are accounted for in its balance sheet.

The EIB cooperates closely with a large number of financial institutions and commercial banks, with which it concludes credit lines for financing small and medium-scale projects in the industrial, services, health, education and infrastructure sectors. It also provides loans earmarked for specific projects through the intermediary of financial institutions and commercial banks.

The EIB also grants direct loans to firms or public authorities where the projects are clearly in line with its priorities.

### Geographical breakdown of finance contracts signed (EUR million)

	2007		2003-2007	
	Amount	%	Amount	%
Belgium (BE)	928	2.2	3 511	1.7
Bulgaria (BG)	1 108	2.7	1 298	0.6
Czech Republic (CZ)	1 599	3.9	5 573	2.7
Denmark (DK)	209	0.5	2 399	1.2
Germany (DE)	6 536	15.8	33 281	16.3
Estonia (EE)	-	0.0	150	0.1
Ireland (IE)	345	0.8	2 495	1.2
Greece (GR)	755	1.8	5 407	2.7
Spain (ES)	7 154	17.3	35 435	17.4
France (FR)	4 148	10.0	20 846	10.2
Italy (IT)	5 609	13.5	29 090	14.3
Cyprus (CY)	120	0.3	850	0.4
Latvia (LV)	35	0.1	364	0.2
Lithuania (LT)	20	0.0	218	0.1
Luxembourg (LU)	50	0.1	566	0.3
Hungary (HU)	1 217	2.9	5 411	2.7
Malta (MT)	40	0.10	53	0.0
Netherlands (NL)	265	0.6	2 920	1.4
Austria (AT)	1 070	2.6	5 237	2.6
Poland (PL)	2 281	5.5	9 510	4.7
Portugal (PT)	1 504	3.6	7 818	3.8
Romania (RO)	175	0.4	2 385	1.2
Slovenia (SI)	613	1.5	1 602	0.8
Slovakia (SK)	18	0.0	847	0.4
Finland (FI)	613	1.5	3 706	1.8
Sweden (SE)	713	1.7	3 480	1.7
United Kingdom (GB)	4 160	10.0	18 332	9.0
EFTA (1)	146	0.4	901	0.4
<b>European Union</b>	<b>41 431</b>	<b>100.0</b>	<b>203 685</b>	<b>100.0</b>

In the following lists, the Community policy objectives with which individual loans comply are indicated by symbols in the right-hand column. These symbols are as follows:

-  economic and social cohesion
-  transport project of common interest
-  energy project of common interest
-  environment
-  human capital
-  Innovation 2010 Initiative

Unless otherwise indicated, credit lines cover a number of sectors and objectives.

Amounts relating to projects appearing in these lists are expressed in EUR million.

As round figures are used, it is possible that the totals do not correspond to the sum of the individual amounts.

(1) Financing operations in the members of the European Free Trade Association (EFTA) equivalent to operations in the European Union.



Public transport, Charleroi

## Belgium

**Finance contracts signed:** 928 million  
**Individual loans:** 628 million  
**Credit line:** 300 million



### Individual loans



### Credit line

Financing of small and medium-scale projects  
 Loan Invest NV



Microfinance for SMEs, Bulgaria

## Bulgaria

**Finance contracts signed:** 1 108 million  
**Individual loans:** 1 093 million  
**Credit line:** 15 million



### Individual loans



### Credit line

Financing of small and medium-scale infrastructure projects  
 United Bulgarian Bank





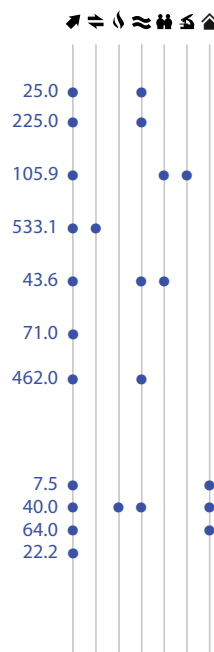
## Czech Republic

**Finance contracts signed:** 1 599 million  
**Individual loans:** 1 466 million  
**Credit lines:** 134 million



### Individual loans

Equity fund to make equity and subordinated debt investments in renewable energy projects in Central and South-East Europe *Special purpose entity/fund*  
 Extension of line C of Prague metro *Dopravní podnik hl.m. Prahy - Metro a.s.*  
 Small-scale projects in transport (especially roads), health, education, social, cultural and tourism sectors in central Moravia *Olomoucký kraj*  
 Road and rail investment schemes under operational programme for transport 2007-2013 *Czech Republic*  
 Financing of Pardubice Region's priority projects relating to first half of 2007-2013 EU Structural Funds programming period *Pardubický kraj*  
 Construction of float glass production line in Teplice and expansion of automotive glass production facilities in Chudeřice *Glaverbel Czech a.s.*  
 Construction of industrial, logistics and business parks in several cities *CTP Property a.s.*



Automotive glass unit, Chudeřice

### Credit lines

Financing of small and medium-scale projects

SG Equipment Finance Czech Republic s.r.o.  
 VB Leasing CZ s.r.o.  
 SG Equipment Finance Czech Republic s.r.o.  
 Českomoravská záruční a rozvojová banka, a.s.

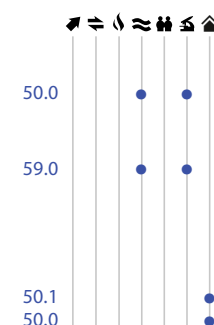
## Denmark

**Finance contracts signed:** 209 million  
**Individual loans:** 109 million  
**Credit lines:** 100 million



### Individual loans

Research, development and innovation activities aimed at discovery and production of new enzymes *Novozymes A/S*  
 RDI focusing on development of innovative products and more efficient production processes in cement industry on Dania and Valby sites *FLSmidth & Co. A/S*



### Credit lines

Financing of small and medium-scale projects

Ringkjøbing Landbobank A/S  
 FIH Erhvervsbank A/S



Extension of telecommunications network, Germany

## Germany

**Finance contracts signed:** 6 536 million  
**Individual loans:** 4 642 million  
**Credit lines:** 1 894 million



### Individual loans

Description	Entity	Value (million)	Category
Development, construction and operation of 750 MW advanced coal power plant in North-Rhine Westphalia	STEAG-EVN Walsum 10 Kraftwerksgesellschaft mbH	397.0	Energy project of common interest
Creation of carbon credit fund for projects in line with Kyoto mechanisms to support European policy on climate change and greenhouse gas abatement	Special purpose entity/fund	50.0	Economic and social cohesion
Construction of section of A4 motorway (Eisenach bypass) in Thuringia	Freistaat Thüringen	89.0	Transport project of common interest
Research and development activities, particularly concerning fixed, mobile and broadband telecoms services	Corporate	500.0	Economic and social cohesion
Expansion of network coverage and capacity and associated systems over period 2007-2009	Hansenet Telekommunikation GmbH	182.2	Economic and social cohesion
Upgrading and extension of wastewater treatment systems in Munich	City of Munich	13.9	Energy project of common interest
Construction of waste incineration plant in Suhl (Thuringia)	Zweckverband für Abfallwirtschaft Südwestthüringen	9.1	Energy project of common interest
Upgrading and extension of sewerage system of Entsorgungsverband Saar (EVS) in Saarland	Entsorgungsverband Saar	50.0	Energy project of common interest
Rehabilitation and extension of water and sewerage networks and refurbishment and upgrading of water and wastewater treatment plants in Berlin and neighbouring areas in Brandenburg	Berliner Wasserbetriebe - Anstalt des öffentlichen Rechts	140.0	Energy project of common interest
Reconstruction and upgrading of sewerage systems in Hamburg and surrounding areas and modernisation of Köhlbrandhöft and Dradenau wastewater treatment plants	Hamburger Stadtentwässerung	80.0	Energy project of common interest
Cofinancing of urban renewal schemes in Saxony	Sächsische Aufbaubank - Förderbank	300.0	Economic and social cohesion
Financing of small and medium-scale RDI projects in automobile component sector	Acceptable Corporate(s)	50.0	Economic and social cohesion
Research and development activities in field of automotive components	Eberspächer Holding GmbH & Co. KG	30.0	Economic and social cohesion
R&D in field of brake systems for trucks and trains	Corporate	100.0	Economic and social cohesion
Improvement of energy efficiency and reduction of polluting emissions of paper mills in Germany; process and product RDI	Myllykoski Oyj	34.0	Economic and social cohesion
R&D activities in central Munich involving hybrid powertrains and new direct injection systems for petrol engines aimed at reducing fuel consumption	Corporate	500.0	Economic and social cohesion
Cofinancing of state support schemes in Saxony under EU Structural Funds for investment in period 2006-2008	Sächsische Aufbaubank - Förderbank	175.0	Economic and social cohesion
Research activities and investment in tangible assets at Heidelberg University (Baden-Württemberg)	Ruprecht-Karls-Universität Heidelberg	300.0	Economic and social cohesion
Research activities and investment in tangible assets at Munich University (Bavaria)	Ludwig-Maximilians-Universität München	240.0	Economic and social cohesion
Research activities and investment in assets at Stuttgart University	Universität Stuttgart	250.0	Economic and social cohesion
Research activities and investment in tangible assets at Karlsruhe Technical University	Universität Karlsruhe (TH)	190.0	Economic and social cohesion
Cofinancing of national and EU programmes promoting productivity, SMEs and regional economic development in Brandenburg	Investitionsbank des Landes Brandenburg	340.0	Economic and social cohesion
Refurbishment, rebuilding and modernisation of schools and urban renewal in Bremen	Freie Hansestadt Bremen	50.0	Economic and social cohesion
Reconstruction and operation of major private hospital complex in Berlin-Buch	Helios Kliniken GmbH	40.0	Economic and social cohesion



Upgrading and rationalisation of hospital services in Saxony-Anhalt during period 2004-2007	Land Sachsen-Anhalt	72.0					
Research activities and investment in tangible assets at Munich Technical University	Technische Universität München	240.0					
Financing of student loans in Federal State of Hesse	LTH - Bank für Infrastruktur	20.0					
Construction of new school buildings and refurbishment and upgrading of existing facilities in Rhineland-Palatinate	Public Entity (ies)	200.0					

**Credit lines**

Financing of small and medium-scale projects mounted by private and public-sector promoters in Schleswig-Holstein, mainly in Objective 2 areas	Investitionsbank Schleswig-Holstein	30.0					
Financing of small and medium-scale RDI projects in automobile component sector	Landesbank Saar	50.0					
Financing of eligible small-scale i2i, environmental and healthcare projects	Landesbank Hessen-Thüringen Girozentrale	148.5					
Financing of small and medium-scale infrastructure in North Rhine-Westphalia	NRW Bank	200.0					
Financing of small and medium-scale projects	Investitionsbank Sachsen-Anhalt	50.0					
	Deutsche Kreditbank AG	50.0					
	Commerzbank AG	100.0					
	Investitionsbank des Landes Brandenburg	40.0					
	Bayerische Landesbank	100.0					
Financing of projects in renewable energy sector	Landwirtschaftliche Rentenbank	200.0					
Financing of small and medium-scale infrastructure, mainly in environment sector	Bayerische Hypo- und Vereinsbank AG - Hypovereinsbank	50.0					
Financing of renewable energy schemes (mainly biofuel and photovoltaic projects)	Landwirtschaftliche Rentenbank	200.0					
Financing of small and medium-scale infrastructure projects	Bremer Landesbank Kreditanstalt	50.0					
	Oldenburg-Girozentrale	100.0					
	Deutsche Bank AG	100.0					
	Commerzbank AG	50.0					
	Commerzbank AG	300.0					
	Landesbank Hessen-Thüringen Girozentrale	75.0					
	Deutsche Kreditbank AG						



Motorway bypass, Thuringia

**Ireland**

**Finance contracts signed: 345 million**  
**Individual loans: 320 million**  
**Credit line: 25 million**



Upgrading of M50, Dublin

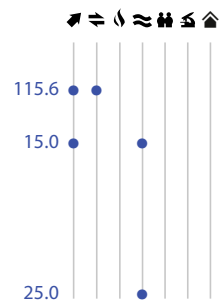
**Individual loans**

Upgrading of several sections of M50 motorway forming Dublin bypass	National Roads Authority	119.5					
Construction and operation of toll dual carriageway between Galway and Ballinasloe	National Roads Authority	70.0					





Construction and operation of toll motorway on TENs route (M8) between Portlaoise and Cullahill and M7 between Portlaoise and Castletown **National Roads Authority**  
 Investment in urban renewal, environmental and tourism infrastructure fields **Cork County Council**



### Credit line

Financing of public infrastructure projects implemented by Irish local authorities concerning water supply, wastewater and waste management facilities **Housing Finance Agency plc**



Financing of SMEs, Athens

## Greece

**Finance contracts signed: 755 million**  
**Individual loans: 680 million**  
**Credit lines: 75 million**



### Individual loans

Upgrading of power plant in Aghios Dimitrios **Public Power Corporation**  
 Construction of small electricity generation facilities on Greek islands **Public Power Corporation**  
 Expansion of Greece's natural gas grid **DESFA S.A.**  
 Construction of three sections of central-eastern Egnatia trunk road concerning in total 158 km of motorway **Egnatia Odos S.A.**  
 Construction of 36 km section of Egnatia trunk road between Panagia and Grevena in northern Greece **Egnatia Odos S.A.**  
 Construction, operation and maintenance of motorway between Tripoli and Kalamata **Moreas Concession Company S.A.**  
 Framework loan for financing small and medium-scale projects in Athens **Municipality of Athens**  
 Framework loan for financing small and medium-scale projects undertaken by town of Kozani **Municipality of Kozani**



### Credit lines

Financing of small and medium-scale projects **Pancretan Cooperative Bank**  
 Financing of small and medium-scale infrastructure projects **Emporiki Bank of Greece SA**



Madrid metro

## Spain

**Finance contracts signed: 7 154 million**  
**Individual loans: 5 658 million**  
**Credit lines: 1 496 million**



### Individual loans

Upgrading and extension of electricity distribution grid in several Objective 1 and 2 regions **Unión Fenosa Distribución, S.A.**





Project Description	Entity	Value	Environment	Human Capital	Innovation 2010 Initiative	SME
Upgrading and extension of national electricity transmission network and international interconnections	Red Eléctrica de España SA	75.0	●	●		
Construction of two 50 MWe solar thermal power generation plants in wide valley north of Sierra Nevada, south-east of Granada	Andasol-1 Central Termosolar Uno S.A.	46.7	●	●	●	●
Construction of two concentrating solar thermal power plants in Sanlúcar la Mayor, west of Seville	Solar Processes SA	34.3	●	●	●	●
	Sanlúcar Solar S.A.	15.7	●	●	●	●
Construction and operation of second concentrating solar thermal power plant in Granada	Andasol-2 Central Termosolar Dos, S.A.	99.5	●	●	●	●
Investment in series of wind farms in regions of Castilla-La Mancha, Andalusia, Galicia and Cantabria	Iberdrola Energías Renovables II, S. A. U.	100.0	●	●	●	
Construction and operation of storage tanks for strategic oil reserves	Compañía Logística de Hidrocarburos CLH S.A.	66.0	●	●		
Participation in equity fund focusing on renewable energy projects	Special purpose entity/fund	25.0	●	●	●	
Expansion of capacity of LNG import terminal in Sagunto	Planta de Regasificación de Sagunto SA	75.0	●	●		
Investment programme concerning nine wind farms generating renewable energy in Castilla-La Mancha, Castilla y León, Andalusia and Galicia	Energías Especiales del Alto Ulla S.A.	55.3	●	●	●	
	Parque Eólico de Padul S.L.	5.4	●	●	●	
	Energías Especiales Montes Castellanos S.L.	39.3	●	●	●	
Construction and operation of light metro line in Greater Seville	Metro de Sevilla Sociedad Concesionaria de la Junta de Andalucía SA	200.0	●	●		
Construction of high-speed railway line between Córdoba and Málaga	Administrador de infraestructuras ferroviarias	300.0	●	●		
Series of small and medium-sized public transport projects in Barcelona metropolitan area and Catalonia	Generalitat de Catalunya	35.0	●	●		
Construction of motorway linking towns of Eibar and Vitoria in Guipúzcoa and Álava provinces respectively (Basque Country)	Territorio Histórico de Guipúzcoa	300.0	●	●		
Construction of high-speed railway line between Madrid and Valladolid	Administrador de infraestructuras ferroviarias	300.0	●	●		
Acquisition of 142 metro train sets for Madrid region	Metropolitana de Madrid S.A.	256.0	●	●		
Expansion of port of Gijón (north-west)	Autoridad Portuaria de Gijón	176.0	●	●		
Expansion of port of Barcelona	Autoridad Portuaria de Barcelona - APB	70.0	●	●		
Renovation and upgrading of road infrastructure in Castilla y León region	Comunidad Autónoma de Castilla y León	33.7	●			
Increase of capacity of terminal and runways at Barcelona airport	Ente Público de Aeropuertos Españoles y Navegación Aérea - AENA	500.0	●	●		
Extension of Madrid metro network	Comunidad de Madrid	99.1	●	●		
Acquisition of rolling stock for high-speed and conventional railway lines	Renfe-Operadora	150.0	●	●	●	
Construction of expressway, related road connections and bypass in Galicia	Comunidad Autónoma de Galicia	50.0	●			
18 small and medium-scale road construction and upgrading schemes in Catalonia	Generalitat de Catalunya	150.0	●			
Four road schemes in Catalonia	Generalitat de Catalunya	25.0	●	●		
Acquisition of suburban trains and ERTMS (European Rail Traffic Management System) equipment	Renfe-Operadora	340.0	●	●		
Acquisition of air and maritime equipment for natural disaster prevention and alleviation	Sociedad de Salvamento y Seguridad Marítima	34.0	●	●		
Expansion of new UMTS broadband mobile telephony network throughout Spain and coverage of poorly served rural areas	Telefónica SA	375.0	●			●
Construction and modernisation of wastewater treatment infrastructure throughout Valencia region	Comunidad Valenciana	50.0	●	●		
Water supply and wastewater treatment schemes in region of Castilla-La Mancha	Comunidad Autónoma de Castilla-La Mancha	100.0	●	●		



Collectors of solar thermal plant, Granada





Wind farm, Spain

Project Description	Entity	Value (Million)	Category
Water supply and sanitation infrastructure in Guipúzcoa province	Consortio de Aguas de Gipuzkoa	30.0	Energy project of common interest
Expansion and upgrading of water supply, treatment and transmission network in Barcelona province	Aguas Ter-Llobregat	160.0	Energy project of common interest
Construction and refurbishment of social housing in urban renewal areas in Andalusia	Comunidad Autónoma de Andalucía	40.0	Economic and social cohesion
Modernisation and expansion of Barcelona trade fair facilities	Fira 2000 S.A.	98.0	Transport project of common interest
Research and development activities in biopharmaceutical sector	PharmaMar S.A.	30.0	Economic and social cohesion
Research and development in four main business areas: bioenergy, environmental services, information technology and industrial engineering	Abengoa S.A.	109.0	Energy project of common interest
Construction and operation of hospital in Toledo (Castilla-La Mancha)	Comunidad Autónoma de Castilla-La Mancha	205.0	Economic and social cohesion
Upgrading of primary, secondary and vocational educational facilities in Valencia region	Construcciones e Infraestructuras Educativas de la Generalitat Valenciana - CIEGSA	250.0	Economic and social cohesion
Construction of two hospitals in Murcia	Comunidad Autónoma de la Región de Murcia	50.0	Economic and social cohesion
Modernisation of hospital infrastructure in Galicia	Comunidad Autónoma de Galicia	80.0	Economic and social cohesion
Construction of general hospital and seven day-care centres in Asturias	Principado de Asturias	55.0	Economic and social cohesion
Investment in cultural, healthcare and social facilities and i2i infrastructure in Castilla-La Mancha	Comunidad Autónoma de Castilla-La Mancha	100.0	Economic and social cohesion

### Credit lines

Project Description	Entity	Value (Million)	Category
Financing of small and medium-scale projects in Galicia	Instituto Galego de Promoción Económica	30.0	Economic and social cohesion
Financing of small and medium-scale projects mounted by SMEs in Catalonia	Institut Català de Finances	50.0	Economic and social cohesion
Financing of small and medium-scale projects in Valencia region	Instituto Valenciano de Finanzas	50.0	Economic and social cohesion
Financing of small and medium-scale projects	Bilbao Bizkaia Kutxa	150.0	Economic and social cohesion
	Bankinter SA	200.0	Economic and social cohesion
	Banco Popular Español SA	200.0	Economic and social cohesion
	Banco Cooperativo Español, S.A.	16.4	Economic and social cohesion
	Rural Hipotecario IX, FTA	100.0	Economic and social cohesion
	BBVA Empresas 1 FTA	200.0	Economic and social cohesion
	Caja de Ahorros y Pensiones de Barcelona La Caixa	200.0	Economic and social cohesion
Financing of small and medium-scale infrastructure projects	Banco Santander SA	100.0	Economic and social cohesion
	BBVA Empresas 1 FTA	200.0	Economic and social cohesion



Modernisation of hospitals, Marseille

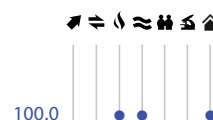
## France

**Finance contracts signed:** 4 148 million  
**Individual loans:** 3 158 million  
**Credit lines:** 990 million



### Individual loans

Framework loan for financing small and medium-scale renewable energy projects, mainly in wind power sector  
 Unifergie





			↔	≈	⊞	⊟	⊠
Acquisition of rolling stock for regional express train (TER) lines of Loire region	Région des Pays de la Loire	50.0	●	●	●		
Modernisation and extension of public transport network in Greater Lyon	SYTRAL – Syndicat mixte des transports pour le Rhône et l’agglomération lyonnaise	30.0	●		●		
Construction of first section of tramway line in Toulon	Communauté d’agglomération Toulon Provence Méditerranée	75.0			●		
Construction of first section of eastern branch of Rhine-Rhône high-speed rail line	Réseau Ferré de France	475.0	●	●			
Second phase of financing of 2.5km toll bridge over Tarn river at Millau	Compagnie Eiffage du Viaduc de Millau	143.3	●	●			
Construction of north-west section of Tours ring road (Indre-et-Loire)	Département d’Indre-et-Loire	50.0		●			
Creation of three dedicated bus lanes running east to west in Greater Rouen	Communauté de l’agglomération rouennaise	45.0			●		
Motorway safety improvement and environmental protection across networks operated under concession by ASF and ESCOTA and safety upgrading of 17 tunnels, particularly on A8	ASF - Société des Autoroutes du Sud de la France SA	250.0		●			
Acquisition of rolling stock for regional express train (TER) lines of Nord/Pas de Calais region	Région Nord-Pas de Calais	150.0	●		●		
Financing of urban and social regeneration operations throughout country	Special purpose entity/fund	250.0	●		●		
Construction and rehabilitation of public buildings in accordance with higher environmental and energy efficiency standards than those currently in force	Caisse Nationale des Caisses d’Épargne et de Prévoyance	175.0			●		
Construction and refurbishment of social housing stock throughout France	Caisse Nationale des Caisses d’Épargne et de Prévoyance	250.0			●		
Participation in financing of research and investment programme for production lines to make engines compliant with EURO 5 emission standards	Peugeot Citroën Automobiles SA	250.0		●		●	
Construction, modernisation and equipping of R&D infrastructure for group’s pharmaceutical operations in Europe	Sanofi-Aventis	200.0					●
Modernisation of Fort-de-France University Hospital in Martinique	Centre hospitalier universitaire de Fort-de-France	15.0	●			●	
Modernisation of Tours Regional and University Hospital	Centre hospitalier universitaire de Tours	20.0			●	●	
Reconstruction and modernisation of Marseille hospitals (Provence-Alpes-Côte d’Azur)	Assistance publique - Hôpitaux de Marseille	30.0	●			●	●
Modernisation of healthcare institutions (hospitals and nursing homes) throughout France	Public entities in health sector	250.0			●	●	
Creation of new medical establishments, including refurbishment and modernisation of existing infrastructure to provide care for dependent or aged persons	Public and private entities	350.0			●	●	



Financing of rolling stock for regional rail network, France

### Credit lines

Financing of small and medium-scale projects promoted by SMEs	Banque Fédérative du Crédit Mutuel	30.0				●
	BNP Paribas Lease	100.0				●
	BNP Paribas	300.0				●
	Société Générale	300.0				●
	Caisse Interfédérale de Crédit Mutuel	60.0				●
Financing of investment by very small and micro firms	Caisse Nationale des Caisses d’Épargne et de Prévoyance	50.0	●			●
Financing of small-scale public amenities in assisted areas	Caisse Nationale des Caisses d’Épargne et de Prévoyance	100.0	●			
Financing of programme to support creation of micro-enterprises	OSEO financement	30.0				●
Participation in closed-end fund providing mezzanine finance to fast-growing or innovative SMEs	Avenir Entreprises Mezzanine	20.0				●



Milan-Naples high-speed train

## Italy

**Finance contracts signed:** 5 609 million  
**Individual loans:** 3 959 million  
**Credit lines:** 1 650 million



### Individual loans


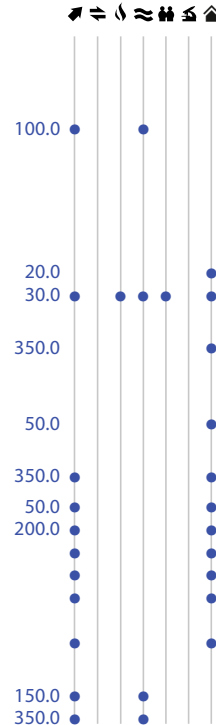
Project Description	Beneficiary	Value (million)	Category
Construction and operation of combined-cycle gas turbine power plant near Ferrara	EniPower S.p.A.	200.0	Energy project of common interest
Upgrading and new investment in renewable energy generation units and investment in environmental improvements	Enel Produzione S.p.A.	450.0	Energy project of common interest
Financing of small and medium-scale renewable energy projects	Intesa Sanpaolo S.p.A. Intesa Leasing S.p.A.	200.0	Energy project of common interest
Construction of line C of Rome's underground metro network and acquisition of rolling stock	Roma Metropolitane S.r.l.	280.0	Transport project of common interest
Upgrading of six suburban/regional railway lines and implementation of seven road and urban bypass schemes in Veneto	Regione Veneto	180.0	Transport project of common interest
Completion of Milan-Naples high-speed high-capacity rail line, including connections to existing conventional rail network	Treno Alta Velocità S.p.A. Rete Ferroviaria Italiana S.p.A.	1000.0	Transport project of common interest
Framework loan for financing small and medium-scale projects in province of Florence	Provincia di Firenze	32.0	Economic and social cohesion
RDI activities focusing on new technologies and advanced network architectures	Telecom Italia S.p.A.	200.0	Economic and social cohesion
Water supply and wastewater treatment facilities in province of Turin	Società Metropolitana Acque Torino S.p.A.	130.0	Economic and social cohesion
Upgrading of water and sanitation systems in province of Gorizia (Friuli-Venezia Giulia)	Intesa Sanpaolo S.p.A. Banca Opi S.p.A.	50.0	Economic and social cohesion
Framework loan for financing credit to public and private promoters of infrastructure projects	Cassa depositi e prestiti S.p.A.	170.0	Economic and social cohesion
Infrastructure schemes supporting sustainable development undertaken by small local authorities in Tuscany	Banca Monte dei Paschi di Siena S.p.A.	75.0	Economic and social cohesion
Infrastructure schemes supporting sustainable development undertaken by small and medium-sized local authorities in Emilia-Romagna	Banca Monte dei Paschi di Siena S.p.A.	39.1	Economic and social cohesion
Credit line associated with Regione Marche's multi-annual regional development plan (which includes Regional Operational Programme 2007-2013) in support of SMEs operating in cultural heritage and tourism sectors	Regione Marche Banca delle Marche S.p.A.	200.0 100.0	Economic and social cohesion
Improvement of urban infrastructure in Venice	Società del Patrimonio per la Mobilità Veneziana S.p.A. Actv S.p.A. Insula S.p.A.	7.0 27.0 20.0	Economic and social cohesion
R&D activities in medical devices sector in centres in Saluggia/Vercelli, Mirandola/Modena (northern Italy), Paris (France) and Munich (Germany)	Sorin S.p.A.	100.0	Economic and social cohesion
Construction and operation of 300 mm wafer plant in Italy (Catania)	STMicroelectronics M6 S.r.l.	255.0	Economic and social cohesion
Expansion of facilities and acquisition of specialised equipment for R&D and educational activities in Milan	Fondazione Centro San Raffaele del Monte Tabor	165.5	Economic and social cohesion
Investment programme for construction of healthcare and research facilities	Fondazione Don Carlo Gnocchi - Onlus	60.0	Economic and social cohesion
Framework loan for financing small and medium-scale projects in province of Florence	Provincia di Firenze	18.5	Economic and social cohesion





## Credit lines

Financing of foreign investments of Italian midcaps in cooperation with SACE (Italian Export Credit Agency)	Banca Popolare di Milano S.c.r.l. Cassa di Risparmio di Firenze S.p.A. Cassa di Risparmio di Ferrara S.p.A. Banca delle Marche S.p.A. Banco Popolare di Verona e Novara S.c.r.l.	100.0				
Financing of small and medium-sized projects via medium or long-term loans or leasing operations	Mediocredito del Friuli-Venezia Giulia S.p.A. Unione Di Banche Italiane S.c.p.a.	20.0 30.0				
Lease financing of small and medium-scale projects	Quarzo Lease S.r.l. BPU Esaleasing S.p.A.	350.0				
Financing, via term loans or leasing operations, of small or medium-scale projects in Veneto	Veneto Sviluppo S.p.A.	50.0				
Lease financing of small and medium-scale projects	Agricart 4 Finance S.r.l.	350.0				
Financing of small and medium-scale projects	Banca Popolare di Sondrio S.c.p.a. Banca Agricola Mantovana S.p.A. Banca Monte dei Paschi di Siena S.p.A. Banca Toscana S.p.A. MPS Banca per l'Impresa S.p.A. MPS Leasing & Factoring, Banca per i servizi finanziari alle imprese S.p.A.	50.0 200.0 200.0 200.0 200.0 200.0				
Financing of small and medium-scale environmental projects	Dexia Crediop S.p.A. Intesa Sanpaolo banking group	150.0 350.0				



Telecommunications research and development, Italy

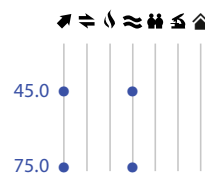
## Cyprus

Finance contracts signed: 120 million



## Individual loans

Expansion of sewerage and drainage systems and wastewater treatment plant in Pafos	Sewerage Board of Pafos	45.0				
Extension of sanitation networks and increase in wastewater treatment capacity in Greater Larnaca on southern coast of Cyprus	Larnaca Sewerage and Drainage Board	75.0				



Wastewater treatment, Larnaca

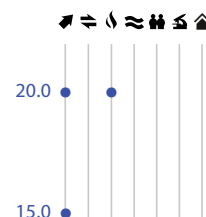
## Latvia

**Finance contracts signed:** 35 million  
**Individual loan:** 20 million  
**Credit line:** 15 million



### Individual loan

Replacement of combined heat and power plant in Riga  
 AS Latvenergo



### Credit line

Financing of small and medium-scale projects in Estonia and Latvia  
 AS DnB NORD Banka

## Lithuania

**Finance contract signed:** 20 million



### Credit line

Financing of small and medium-scale projects AB SEB Vilnius Bankas



Transport projects, Luxembourg

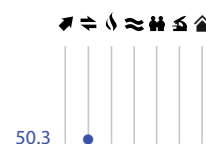
## Luxembourg

**Finance contract signed:** 50 million



### Individual loan

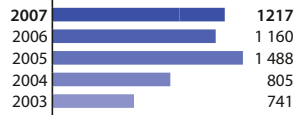
Participation in fund investing in large-scale transport projects (e.g. roads, rail, tunnels and bridges) and other types of social infrastructure (e.g. hospitals and schools)  
 Special purpose entity/fund





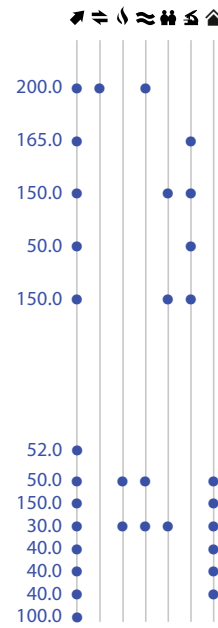
# Hungary

**Finance contracts signed:** 1 217 million  
**Individual loans:** 715 million  
**Credit lines:** 502 million



## Individual loans

- Framework loan for financing environmental and transport projects supported by Cohesion Fund  
Republic of Hungary
- Research, development and technological innovation activities  
Nemzeti Kutatási és Technológiai Hivatal (NKTH)
- Financing of part of costs of university studies through loans to higher education students  
Diákhitel Központ Zrt.
- Programme to develop Debrecen University and expand its research and innovation activities  
Debreceni Egyetem
- Cofinancing of projects in fields of education, training and employment  
Republic of Hungary



## Credit lines

- Partial counterguarantee to cover guarantees provided by financial intermediaries to municipalities, municipal associations or multi-purpose small-area associations  
Hitelgarancia Zrt.
- Financing of small and medium-scale projects  
Central European International Bank Ltd  
OTP Bank Nyrt.  
UniCredit Bank Hungary Zrt.  
Raiffeisen Bank Zrt.  
Erste Bank Hungary Nyrt.  
Kereskedelmi és Hitelbank Nyrt.  
Magyar Fejlesztési Bank Zrt.



Projects in education sector, Hungary

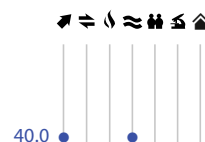
# Malta

**Finance contract signed:** 40 million



## Individual loan

- Water supply, wastewater collection and treatment in Malta and Gozo  
Water Services Corp.



Wastewater treatment, Malta

## Netherlands

Finance contracts signed: 265 million



### Individual loans

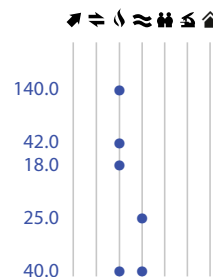
Construction of submarine power cable across North Sea to link Dutch and Norwegian power grids  
TenneT TSO B.V.

Expansion of nuclear enrichment capacity of existing plants

Urenco (Capenhurst) Ltd  
Urenco Nederland B.V.

Energy infrastructure investment fund focused on renewable energy projects in north-western Europe  
Special purpose entity/fund

Construction of solid biomass combustion unit in Alkmaar (North Holland)  
Huisvuilcentrale Noord-Holland NV



## Austria

Finance contracts signed: 1 070 million

Individual loans: 675 million

Credit lines: 395 million



### Individual loans

Construction and operation of underground pumped-storage hydropower plant near Kaprun in Austrian Alps  
VERBUND-Austrian Hydro Power AG

Construction of priority TEN railway section between Vienna and St Pölten (Westbahn)  
ÖBB-Infrastruktur Bau AG

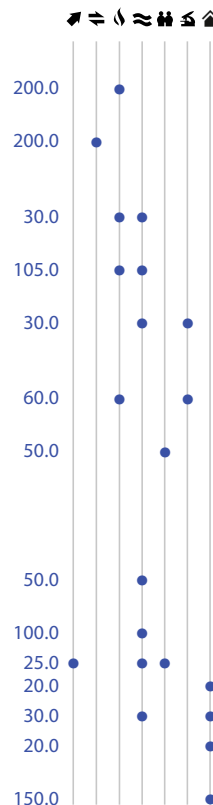
Extension of municipal solid waste incineration plant to improve environmental quality in Zwentendorf/Dürnrohr, Lower Austria, south-west of Vienna  
Abfallverwertung Niederösterreich GmbH

Rehabilitation of social housing and associated environmental improvements in Vienna  
Stadt Wien - Wiener Wohnen

R&D in fields of powertrain technologies and related instrumentation and testing systems  
AVL List GmbH

RDI activities focused on leading-edge technologies semiconductor manufacturing and thin wafer manufacturing processes and tools in Villach  
Infineon Technologies Austria AG

Rebuilding of main regional hospital in Klagenfurt (Carinthia)  
Landeskrankenanstalten Betriebsgesellschaft



### Credit lines

Financing of small and medium-scale public sector projects  
Kommunkredit Austria AG

Financing of small and medium-scale renewable energy projects  
Hypo Alpe-Adria-Bank AG

Financing of small and medium-scale projects  
Raiffeisen Zentralbank Österreich AG  
Oberbank AG  
Raiffeisen-Landesbank Steiermark AG  
Hypo Tirol Bank AG (guaranteed)

Financing of small and medium-scale infrastructure projects  
Bank Austria Creditanstalt AG

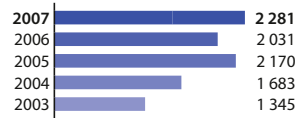


Leading-edge technologies for semiconductor manufacturing, Villach



## Poland

**Finance contracts signed:** 2 281 million  
**Individual loans:** 1 882 million  
**Credit lines:** 399 million



### Individual loans

Project Description	Beneficiary	Value (million)
Construction of urban expressway in Katowice region	Republic of Poland	160.0
Rehabilitation of national road network	Bank Gospodarstwa Krajowego	300.0
Development of telecommunications infrastructure in Poland	Private company in the telecommunication sector	400.0
Framework loan in support of urban renewal in Gdansk	City of Gdansk	37.0
Restructuring and optimisation of retail fuel distribution network in Poland	Polski Koncern Naftowy ORLEN S.A.	210.0
Construction of new aromatics complex integrated into PKN Orlen's refining operations in Plock	Polski Koncern Naftowy ORLEN S.A.	300.0
Public scientific and academic research activities	Republic of Poland	475.0



### Credit lines

Project Description	Beneficiary	Value (million)
Financing of small and medium-scale projects	Europejski Fundusz Leasingowy S.A.	80.0
	Bank Ochrony Srodowiska S.A.	50.0
	ORCHIS Sp. z.o.o.	116.2
	Bank BPH SA	50.0
Financing of small and medium-scale infrastructure projects	BRE Bank Hipoteczny SA	52.4
	Bank BPH SA	50.0



Urban renewal, Gdansk

## Portugal

**Finance contracts signed:** 1 504 million  
**Individual loans:** 1 154 million  
**Credit lines:** 350 million



### Individual loans

Project Description	Beneficiary	Value (million)
Construction and operation of gas-fired cogeneration plant on site of oil refinery in Sines	Sinocogeração - Cogeração da Refinaria de Sines SA	19.0
Improvement of power generation, transmission and distribution infrastructure on nine islands of Azores archipelago	Electricidade dos Açores, SA	46.0
Construction and operation of five terrestrial wind farms in northern Portugal and installation of associated electricity transmission infrastructure	Ventominho - Energias Renováveis, SA	162.5
Construction and operation of 862 MWe natural gas-fired combined cycle (CCGT) power plant near Lares/Figueira da Foz in central Portugal	EDP - Energias de Portugal SA	150.0
Upgrading and modernisation of Lisbon-Porto railway line	Rede Ferroviária Nacional - REFER EP	100.0
Construction and widening of 25 km toll motorway and upgrading of 60 km of roads in Greater Lisbon	LUSOLISBOA - Auto-Estradas da Grande Lisboa, S.A.	105.0



Upgrading of port infrastructure, Madeira

Project Description	Entity	Value (million)	Category
Upgrading of port infrastructure at Funchal, Caniçal and Porto Novo on island of Madeira	Administração dos Portos da Região Autónoma da Madeira, SA	100.0	Transport project of common interest
Construction and upgrading of road network in Azores	Região Autónoma dos Açores	60.0	Transport project of common interest
Extension and upgrading of water supply and wastewater collection networks throughout country	AdP - Águas de Portugal SGPS SA	100.0	Energy project of common interest
Extension and upgrading of water supply and sanitation networks	AdP - Águas de Portugal SGPS SA	100.0	Energy project of common interest
Regeneration of city centres and refurbishment of social housing in urban areas in central Porto and western Lisbon	Instituto da Habitação e da Reabilitação Urbana I.P.	200.0	Economic and social cohesion
Improvement and environmental upgrading of three pulp and paper plants in Setúbal, Figueira da Foz and Cacia	Portucel - Empresa Produtora de Pasta e Papel, S.A.	80.0	Energy project of common interest
Upgrading of three hotels, two in Fuerteventura (Canary Islands, Spain) and one in Tavira (Algarve, Portugal)	Quinta da Ria - Empreendimentos do Algarve S.A.	21.4	Economic and social cohesion
<b>Credit lines</b>			
Financing of small and medium-scale projects			
	Banco Comercial Português SA	150.0	Economic and social cohesion
	Caixa Geral de Depósitos, S.A.	100.0	Economic and social cohesion
	Banco Santander Totta SA	100.0	Economic and social cohesion



Construction of tyre manufacturing plant near Bucharest

## Romania

**Finance contracts signed:** 175 million  
**Individual loans:** 145 million  
**Credit line:** 30 million



### Individual loans

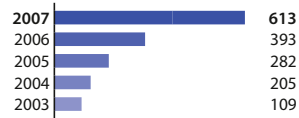
Project Description	Entity	Value (million)	Category
Priority water and waste management schemes in several municipalities	Romania	12.2	Energy project of common interest
Construction and commissioning of vehicle tyre production plant in Slatina, west of Bucharest	Pirelli Tyres România SRL	50.0	Economic and social cohesion
Construction and operation of hard discount retail outlets and regional distribution centre in Cluj	Plus Discount România S.C.S.	80.0	Economic and social cohesion
Closed-end microfinance fund aimed at fostering economic development in South-East Europe through provision of loans to micro and small-sized enterprises and to private households	Acceptable Corporate(s)	2.6	Economic and social cohesion
<b>Credit line</b>			
Financing of small and medium-scale projects			
	BRD - Groupe Société Générale S.A.	30.0	Economic and social cohesion





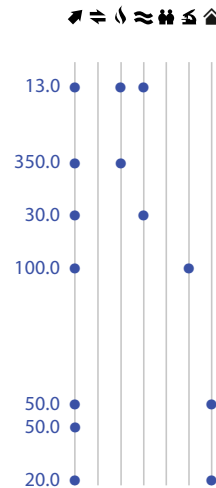
## Slovenia

**Finance contracts signed:** 613 million  
**Individual loans:** 493 million  
**Credit lines:** 120 million



### Individual loans

- Construction and operation of two run-of-river hydropower plants on lower Sava river at Blanca and Krsko in east of country  
*Soške elektrarne Nova Gorica d.o.o.*
- Construction of new 600 MW power plant to replace obsolete facilities near Velenje in north-east Slovenia  
*Termoelektrarna Šoštanj d.o.o.*
- Framework loan for financing small and medium-scale projects in energy and environment sectors  
*Ekološki sklad Republike Slovenije, j.s.*
- Upgrading of fixed telecommunications network of State-owned telecommunications operator in Slovenia  
*Telekom Slovenije d.d.*



Power plant near Velenje

### Credit lines

- Financing of small and medium-scale projects  
*Banka Koper d.d.*  
*Nova Ljubljanska banka d.d.*
- Financing of small and medium-scale infrastructure projects  
*UniCredit Banka Slovenija d.d.*

## Slovakia

**Finance contract signed:** 18 million



### Credit line

- Financing of small and medium-scale projects  
*SG Equipment Finance Czech Republic s.r.o.*



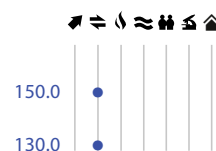
## Finland

**Finance contracts signed:** 613 million



### Individual loans

- Development of major new port in Vuosaari, east of Helsinki  
*City of Helsinki*
- Extension of international terminal and construction of associated infrastructure at Helsinki-Vantaa airport  
*Ilmailulaitos Finavia*



Terminal extension, Helsinki airport

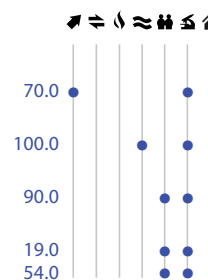


R&D activities in group's paper and pulp mills in Imatra (Finland) and Karlstad and Falun (Sweden)  
**Stora Enso Oyj**

Research, development and innovation (RDI) activities concerning internal combustion engines in Vaasa  
**Wärtsilä Corporation**

Health-care investments in Uusimaa region (south)  
**Helsingin ja Uudenmaan Sairaanhoidopiiri**

Investment in healthcare, social services and education sectors in Lahti and Kuopio  
**Kuopion kaupunki**  
**Lahden kaupunki**



Research and development in paper sector, Sweden

## Sweden

**Finance contracts signed: 713 million**



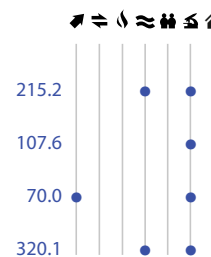
### Individual loans

R&D concerning new range of low-emission engines at Södertälje site  
**Scania CV AB (publ)**

R&D investment in equipment and tooling for industrial production, construction and mining, mainly in Sweden and Belgium  
**Atlas Copco AB (publ)**

R&D activities in group's paper and pulp mills in Imatra (Finland) and Karlstad and Falun (Sweden)  
**Stora Enso Oyj**

R&D concerning future low-emission engines for heavy goods vehicles  
**Volvo AB (publ)**



## United Kingdom

**Finance contracts signed: 4 160 million**

**Individual loans: 4 050 million**

**Credit line: 110 million**



### Individual loans

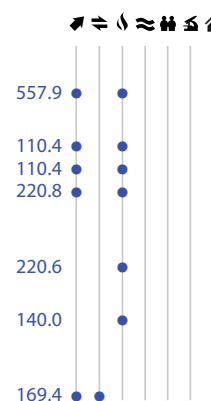
Upgrading of national gas transmission network in south Wales and north-east England  
**National Grid Gas plc**

Extension and upgrading of power transmission and distribution grids in Scotland  
**SP Manweb plc**  
**SP Transmission Ltd**  
**SP Distribution Ltd**

Construction of natural gas-fired combined-cycle power plant, gas pipeline and associated electricity transmission infrastructure in Langage (south-west England)  
**Centrica plc**

Expansion of nuclear enrichment capacity of existing plants  
**Urenco Ltd**

Improvements to A1 and A4/A5 corridors and operation and maintenance of motorway and trunk road network in Northern Ireland  
**United Kingdom of Great Britain and Northern Ireland**



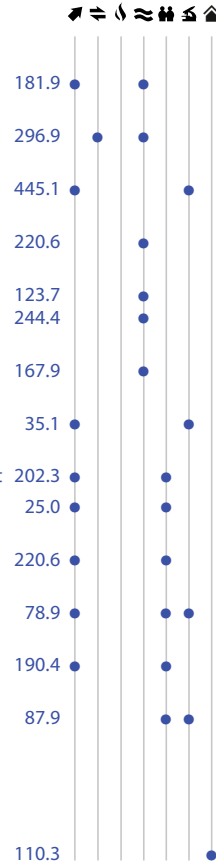




Supply of new electric multiple-unit trains for use on London's overground network	Transport for London	181.9	Environment
Extension of Docklands Light Railway to Stratford international station	Transport for London	296.9	Environment
Capital expenditure to transform BT's network to deliver next generation of telecommunications services	British Telecommunications plc	445.1	Human Capital
Environmental upgrading of water supply and wastewater treatment infrastructure in Midlands (England) and central Wales	Severn Trent Water Ltd	220.6	Environment
Framework loan for urban renewal involving social housing in UK	The Royal Bank of Scotland plc National Westminster Bank plc	123.7 244.4	Human Capital
Construction of two bioethanol production plants in Wissington and Kingston upon Hull	Associated British Foods plc	167.9	Environment
Participation in equity fund active in various sectors, chiefly telecommunications and ICT, in Central and Eastern Europe	Acceptable Corporate(s)	35.1	Human Capital
Modernisation of hospital services in Stoke-on-Trent	University Hospital of North Staffordshire NHS Trust Stoke-on-Trent Primary Care Trust	202.3 25.0	Human Capital
Upgrading of hospital services in Wakefield and Pontefract (West Yorkshire)	Mid Yorkshire Hospitals NHS Trust	220.6	Human Capital
Construction and maintenance of nine schools in Newcastle (north-east)	Newcastle upon Tyne City Council	78.9	Human Capital
Construction of acute hospital in Forth Valley region	NHS Forth Valley	190.4	Human Capital
Upgrading of teaching and research facilities of Bristol University through new construction and refurbishment of existing buildings	University of Bristol	87.9	Human Capital

**Credit line**

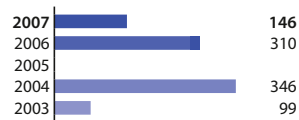
Financing of small and medium-scale projects	Alliance & Leicester plc	110.3	Human Capital
--	--------------------------	-------	---------------



Light railway line, Stratford

**EFTA - Iceland**

Finance contract signed: 146 million



**Individual loan**

Expansion of Hellisheidi geothermal power plant	Orkuveita Reykjavíkur	146.0	Environment
---	-----------------------	-------	-------------





## Partner countries

	2007	2003-2007		
	Total	of which budgetary resources	Total	of which budgetary resources
South-East Europe	2 926		8 904	
Eastern Europe, Southern Caucasus, Russia	230		315	
Mediterranean countries	1 438	(48)	6 960	(171)
ACP/OCT	756	(325)	2 945	(1 955)
South Africa	113		698	
Asia, Latin America	925		2 745	
<b>Total</b>	<b>6 389</b>	<b>(373)</b>	<b>22 567</b>	<b>(2 126)</b>

In the following list, loans from own resources are indicated by ✱,  
and financing operations from budgetary resources, in the form of either a conditional loan or an equity participation, by ▲.

The amounts relating to projects featured in this list are expressed in EUR million.

## South-East Europe

### 2 926.0

### Turkey

Upgrading of 80 km section of suburban railway network to surface metro linking Izmir centre to Aliaga (north) and Cumoavasi (south) **Izmir Büyükşehir Belediyesi**

Construction of high-speed railway line between Istanbul and Ankara  
**Republic of Turkey**

Fleet renewal and expansion

**BNP Paribas**

Construction of first line of modern tramway system in Antalya

**Antalya Büyükşehir Belediyesi**

Construction of float glass production and coating lines and associated R&D in Bursa province, south-east of Marmara Sea

**Türkiye Sise ve Cam Fabrikaları A.Ş.**

Modernisation of factories in Kocaeli and Inönü for production of redesigned range of commercial vehicles

**Ford Otomotiv Sanayi A.Ş.**

Expansion and upgrading of large household appliance production facilities in Cerkeskoy

**BSH Ev Aletleri Sanayi ve Ticaret A.Ş.**

Strengthening of Turkey's science and research capabilities

**Republic of Turkey**

Lease financing of small and medium-scale projects

**Garanti Finansal Kiralama A.Ş.**

Financing of small and medium-scale projects

**Akbank T.A.Ş.**

**Türkiye Sınai Kalkınma Bankası A.Ş.**

**Türkiye Vakıflar Bankası TAO**

**Türkiye Halk Bankası A.Ş.**

**Türkiye Kalkınma Bankası A.Ş.**

**Finansbank A.Ş.**

**Denizbank A.Ş.**

### 2 152.7

✱ ▲

150.0

437.2

25.0

40.5

55.0

95.0

50.0

400.0

100.0

150.0

300.0

100.0

250.0

2007	2 926
2006	2 504
2005	1 387
2004	1 115
2003	972



Air fleet renewal, Turkey



Port infrastructure, Croatia



Rehabilitation of road network, Serbia

## Croatia 330.0

Expansion and modernisation of Croatia's gasline network		
	Plinacro d.o.o.	190.0
Construction of new ferry port infrastructure in Gzenica, south of Zadar	Lučka uprava Zadar	100.0
Financing of small and medium-scale projects	Hrvatska banka za obnovu i razvitak	40.0

## Bosnia and Herzegovina 271.7

Rehabilitation of hydropower plants and distribution facilities	Bosnia-Herzegovina	103.0
Rehabilitation of pavement of number of sections of main and regional road network	Bosnia-Herzegovina	50.0
Closed-end microfinance fund aimed at fostering economic development in South-East Europe through provision of loans to micro and small-sized enterprises and to private households	The European Fund for Southeast Europe SA, SICAV-SIF	8.7
Financing of small and medium-scale projects	Hypo Alpe-Adria-Bank a.d. Banja Luka Hypo Alpe-Adria-Leasing d.o.o. Hypo Alpe-Adria-Bank d.d. HVB Central Profit Banka d.d. Raiffeisen Bank dd Bosna i Hercegovina	75.0 10.0 5.0
Financing of small and medium-scale infrastructure projects	Unicredit Zagrebacka Banka Bh Dd	20.0

## Serbia 143.7

Rehabilitation of roads and bridges throughout country	JP Putevi Srbije	33.0
Rehabilitation of E70/E75 motorway crossing Belgrade and of R251 ring road	JP Putevi Srbije	33.0
Construction of 47 km bypass, of which 27 km of motorway and 20 km of road, on Pan-European Transport Corridor X, west and south of Belgrade	JP Putevi Srbije	60.0
Closed-end microfinance fund aimed at fostering economic development in South-East Europe through provision of loans to micro and small-sized enterprises and to private households	The European Fund for Southeast Europe SA, SICAV-SIF	7.7
Financing of small and medium-scale projects	Raiffeisen Bank Kosovo J.S.C.	10.0

## Albania 23.3

Construction of new expressway between Levan and Vlorë	Albanian Republic	23.0
Closed-end microfinance fund aimed at fostering economic development in South-East Europe through provision of loans to micro and small-sized enterprises and to private households	The European Fund for Southeast Europe SA, SICAV-SIF	0.3

## Montenegro 3.2

Closed-end microfinance fund aimed at fostering economic development in South-East Europe through provision of loans to micro and small-sized enterprises and to private households	The European Fund for Southeast Europe SA, SICAV-SIF	3.2
---	--	-----

## FYROM 1.4

Closed-end microfinance fund aimed at fostering economic development in South-East Europe through provision of loans to micro and small-sized enterprises and to private households	The European Fund for Southeast Europe SA, SICAV-SIF	1.4
---	--	-----

\* ▲

\* own resources

▲ budgetary resources



## Eastern Europe, Southern Caucasus, Russia 230.0

### Ukraine

Rehabilitation of final sections of M-06 highway between Kiev and Brody on Pan-European Corridor III  
Ukraine

200.0

200.0

### Moldova

Rehabilitation of trunk road network along main east-west and north-south routes  
Republic of Moldova

30.0

30.0



## Mediterranean countries 1 438.5

### Regional operations – Mediterranean

Participation in private equity fund targeting certain Mediterranean partner countries  
Byblos Ventures s.a.l. (Holding)

30.5

7.5

Participation in fixed-capital equity investment fund targeting private-sector companies in Mediterranean countries  
Mediterrània FCR

15.0

Equity participation in compartment-type equity fund investing in minority shares of private sector SMEs in Mediterranean region  
Altermed

8.0

### Maghreb

728.0

### Tunisia

389.0

Expansion of capacity of Transmed gas pipeline connecting Algeria to Italy via Tunisia  
ENI S.p.A.

185.0

Local currency loan to Tunisian microfinance association Enda Inter Arabe to finance its growth  
Environnement et Développement du Tiers Monde

2.0

Financing of small and medium-scale projects

Phenicia Seed Fund

2.0

Arab Tunisian Bank

40.0

Banque de l'Habitat

40.0

Amen Bank

40.0

Banque Internationale Arabe de Tunisie

40.0

Union Bancaire pour le Commerce et l'Industrie SA

40.0

### Morocco

336.0

Hydro-electric schemes and creation of supervision, control and data acquisition system  
Office National de l'Électricité

150.0

Construction of Fez - Taza section of toll motorway linking Fez to Oujda  
Société Nationale des Autoroutes du Maroc

180.0

Equity participation in private equity fund aimed at investing in SMEs via equity and mezzanine-type loans  
Fonds CapMezzanine

6.0

### Algeria

3.0

Modernisation of fruit juice production and distribution company in Rouiba, east of Algiers  
Nouvelle Conservenrie Algérienne

3.0

### Mashreq

560.0

### Lebanon

300.0

Private equity fund specialising in supporting development of technology and services sector SMEs and traditional innovative SMEs  
The Building Block Equity Fund

5.0

Financing, through Banque de Liban, of investment aimed at supporting SMEs affected by recent conflict  
Republic of Lebanon

100.0



Construction of Fez-Oujda motorway, Morocco



Financing of SMEs, Syria

Financing of small and medium-scale projects

Banque Libano-Française SAL	20.0
Bank Audi sal - Audi Saradar Group	60.0
BankMed S.A.L.	25.0
Fransabank S.A.L.	30.0
Byblos Bank Sal	60.0

**Egypt**

**130.0**

Construction of two natural gas-fired combined-cycle power generation units in El Atf and Sidi Krir  
Egyptian Electricity Holding Company

130.0

**Syria**

**80.0**

Cofinancing of investment projects implemented by private sector SMEs  
Syrian Arab Republic

80.0

**Jordan**

**50.0**

Financing of small and medium-scale projects

The Housing Bank for Trade and Finance

50.0

**Other**

**120.0**

**Israel**

**120.0**

Construction and operation of desalination plant in Hadera on Mediterranean coast  
(about 50 km north of Tel Aviv)

H2ID Ltd.

120.0

\* ▲



# Africa, Caribbean, Pacific (ACP) and OCT 756.4

## ALL ACP COUNTRIES 3.0

### Regional operations – ACP 3.0

Fund for investment in microfinance institutions providing financial services to poor rural populations  
Rural Impulse Fund S.A., SICAV-FIS 3.0

## AFRICA 685.9

### Regional operations – Africa 8.0

Equity investment in regional microfinance investment company dedicated to creation and acquisition of commercially sustainable microfinance banks MicroCred S.A. 3.0  
Equity participation in regional investment company specialising in creation and acquisition of microfinance institutions AFRICAP Microfinance Fund Ltd 5.0

#### Southern Africa and Indian Ocean 328.4

### Madagascar 260.0

Development of open pit nickel mine in Moramanga and hydrometallurgical processing unit in Taomasina  
Dynatec Madagascar SA 130.0  
Ambatovy Minerals SA 130.0

### Zambia 29.5

Development of new underground nickel mine and construction of processing plant in Munali, south of Lusaka  
Albidon Zambia Ltd 29.5

### Angola 15.0

Construction of broadband and bi-directional digital network for provision of high-speed data transmission services to businesses (and multimedia services to individuals) in Luanda region  
TVCabo Angola Lda. 15.0

### Lesotho 14.3

Rehabilitation and expansion of wastewater treatment facilities in Maseru conurbation  
Lesotho Water and Sewerage Authority 14.3

### Botswana 5.0

Development of diamond mine near Lerala, eastern Botswana  
Diamonex (Botswana) Ltd 5.0

### Regional operations – Indian Ocean 4.6

Regional fund for equity and quasi-equity investment in private companies located in Indian Ocean region and East Africa  
I&P Capital II Ltd 4.6

#### East Africa 148.5

### Uganda 128.5

Construction and operation of dam and hydropower plant on Nile, 10 km from Lake Victoria outflow  
Bujagali Energy Ltd 98.5

Long-term financing and guarantees for intermediary banks for micro-credit projects  
DFCU Ltd 10.0  
Bank of Africa - Uganda Ltd 10.0  
Crane Bank Ltd 10.0

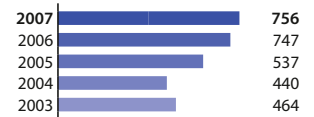
### Kenya 20.0

Financing of small and medium-scale projects  
Fina Bank Ltd 20.0

#### West Africa 128.0

### Regional operations – West Africa 50.0

Investment in support of financial sector development  
Ecobank Transnational Inc. 50.0



High-speed data transmission, Angola



Wastewater treatment, Lesotho

<b>Nigeria</b>			<b>50.0</b>	
Financing of small and medium-scale health and education projects				
	Intercontinental Bank Plc		50.0	*
<b>Senegal</b>			<b>15.0</b>	
First phase of PEPAM (Drinking Water and Sewerage Programme for Millennium) investment programme				
	Société Nationale des Eaux du Sénégal		15.0	*
<b>Benin</b>			<b>13.0</b>	
Extension of water production and supply networks in Cotonou and suburban areas				
	Republic of Benin		13.0	*
<b>Central and Equatorial Africa</b>			<b>73.0</b>	
<b>Regional operations – Central Africa</b>			<b>55.0</b>	
Equity participation in bank holding company established as part of restructuring of Commercial Bank Group in Central Africa				
	Capital Financial Holdings Luxembourg S.A.		5.0	*
Guarantee facility to cover guarantees or loans granted by various banks to private or public sector commercial enterprises				
	BGFIBANK SA		50.0	*
<b>Rwanda</b>			<b>7.0</b>	
Financing of small and medium-scale projects				
	Banque Rwandaise de Développement		7.0	*
<b>Gabon</b>			<b>7.0</b>	
Financing of small and medium-scale projects				
	Banque Gabonaise de Développement		3.5	*
	Financial Bank Gabon		3.5	*
<b>Cameroon</b>			<b>4.0</b>	
Financing of small and medium-scale projects				
	Pro PME Financement SA		4.0	*
<b>CARIBBEAN</b>			<b>55.5</b>	
<b>Regional operations – Caribbean</b>			<b>45.0</b>	
Creation of private equity fund				
	AIC Caribbean Fund Barbados LP		45.0	*
<b>Trinidad and Tobago</b>			<b>10.0</b>	
Financing of small and medium-scale projects				
	Clico Investment Bank Ltd		10.0	*
<b>Dominican Republic</b>			<b>0.5</b>	
Financing of small and medium-scale projects				
	Banco de Ahorro y Crédito Ademi SA		0.5	*
<b>PACIFIC</b>			<b>2.0</b>	
<b>Regional operations – Pacific</b>			<b>2.0</b>	
Financing of small and medium-scale projects				
	Development Bank of Niue		2.0	*
<b>OCT</b>			<b>10.0</b>	
<b>French Polynesia</b>			<b>5.0</b>	
Financing of small and medium-scale environmental infrastructure projects				
	Banque Socredo		5.0	*
<b>New Caledonia and dependencies</b>			<b>5.0</b>	
Financing of small and medium-scale environmental projects				
	Banque Calédonienne d'Investissement		5.0	*





## South Africa

113.0



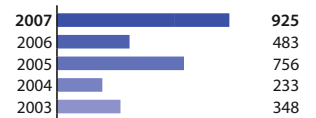
### South Africa

113.0

Construction of high voltage power transmission interconnection between Johannesburg and Cape Town	Eskom Holdings Ltd	88.0	*
Expansion of particle board and medium density fibreboard factory in White River	Sonae Novobord (Pty) Ltd	25.0	*

## Asia and Latin America

925.1



### LATIN AMERICA

365.1

#### Brazil

250.0

Installation, commissioning and operation of GSM overlay network operating in 850 MHz frequency range in areas of Brazil covered by promoter in order to migrate from CDMA to GSM network

Vivo S.A.

250.0

#### Peru

60.0

Purchase and installation of systems for provision of telephony, high-speed internet, data transmission, cable and satellite pay-TV and VSAT services

Telefónica del Perú S.A.A.

60.0

#### Uruguay

28.0

Expansion of private container terminal at port of Montevideo

Nelsury S.A.  
Terminal Cuenca del Plata S.A.

5.4

22.6

#### Panama

27.1

Improvement of sanitation and environmental conditions in Panama City through construction of sewerage network, collectors, interceptor and wastewater treatment plant

Republic of Panama

27.1

### ASIA

560.0

#### China

500.0

Framework loan to support series of investment projects contributing to avoidance or reduction of greenhouse gases and other polluting emissions

People's Republic of China

500.0

#### Philippines

60.0

Extension and upgrading of water supply and distribution infrastructure in Greater Manila

Manila Water Company Inc.

60.0



Water supply network, Philippines





# European Investment Bank

## Statistical Supplement

### Section I Financing provided within the European Union

(contracts signed)

<b>Table A</b>	Breakdown by country and eligibility criterion in 2007	34
<b>Table B</b>	Breakdown by country and eligibility criterion from 2003 to 2007	34
<b>Table C</b>	Breakdown by country and sector in 2007	35
<b>Table D</b>	Breakdown by country and sector from 2003 to 2007	35
<b>Table E</b>	Detailed breakdown by sector in 2007 and from 2003 to 2007	36
<b>Table F</b>	Breakdown by region in 2007 and from 2003 to 2007	37-39

### Section II Financing provided in the partner countries

(contracts signed)

<b>Table G</b>	Agreements, Financing Facilities and Decisions in force or under discussion at 31 December 2007	40
<b>Table H</b>	In the partner countries in 2007	41
<b>Table I</b>	In the Mediterranean countries from 2003 to 2007	41
<b>Table J</b>	In the ACP States and the OCT from 2003 to 2007	42
<b>Table K</b>	In South Africa from 2003 to 2007	43
<b>Table L</b>	In Asia and Latin America from 2003 to 2007	43
<b>Table M</b>	In the Eastern Neighbours from 2003 to 2007	43

### Section III Borrowings raised

<b>Table N</b>	Borrowings raised in 2007 – List of operations	44-47
<b>Table O</b>	Borrowings raised (before swaps) from 2003 to 2007	48
<b>Table P</b>	Borrowings raised (after swaps) from 2003 to 2007	49
<b>Table Q</b>	Medium and long-term resources raised (after swaps) in ECU/EUR from 1981 to 2007	49
<b>Table R</b>	Borrowings raised in 2007 – Breakdown by currency before/after swaps	50
<b>Table S</b>	Borrowings raised (before swaps) in 2007 under medium-term note or debt issuance programmes (excluding EARNs and stand-alone issues)	50

NB: as rounded figures are used in the following tables, it is possible that the totals do not correspond to the sum of the individual amounts.

**Table A Individual loans provided within the European Union in 2007**Breakdown by country and eligibility criterion <sup>(1)</sup>

(EUR million)

	Economic and social cohesion and Convergence	Transport projects of common interest	Energy projects of common interest	Environment	Human capital	i2i
Belgium	520	–	85	375	–	168
Bulgaria	1 092	1 080	–	712	–	–
Czech Republic	1 466	533	–	756	150	106
Denmark	–	–	–	109	–	109
Germany	2 344	89	456	1 227	1 602	3 011
Ireland	201	305	–	15	–	–
Greece	680	390	145	150	–	–
Spain	5 288	2 161	907	2 124	740	1 238
France	993	1 118	100	1 975	665	500
Italy	2 340	1 180	850	2 008	390	1 131
Cyprus	120	–	–	120	–	–
Latvia	20	–	20	–	–	–
Luxembourg	–	50	–	–	–	–
Hungary	715	200	–	200	300	515
Malta	40	–	–	40	–	–
Netherlands	–	–	240	65	–	–
Austria	–	200	395	165	50	90
Poland	1 882	300	–	247	475	875
Portugal	1 154	275	378	662	–	–
Romania	142	–	–	12	–	–
Slovenia	493	–	363	43	–	100
Finland	70	280	–	100	163	333
Sweden	70	–	–	535	–	713
United Kingdom	2 548	466	1 360	1 235	805	647
EFTA <sup>(2)</sup>	–	–	146	146	–	–
<b>Total</b>	<b>22 178</b>	<b>8 628</b>	<b>5 445</b>	<b>13 021</b>	<b>5 339</b>	<b>9 535</b>

of which Convergence

13 813

**Table B Individual loans provided within the European Union from 2003 to 2007**Breakdown by country and eligibility criterion <sup>(1)</sup>

(EUR million)

	Economic and social cohesion and Convergence	Transport projects of common interest	Energy projects of common interest	Environment	Human capital	i2i
Belgium	2 137	255	280	2 226	–	315
Bulgaria	1 152	1 160	–	712	–	–
Czech Republic	4 843	1 310	–	1 615	150	951
Denmark	178	576	364	937	32	991
Germany	14 619	1 882	814	5 014	7 121	13 622
Estonia	80	–	80	–	–	–
Ireland	1 586	999	504	250	68	68
Greece	4 792	2 152	875	1 865	200	350
Spain	26 625	13 750	3 677	9 208	2 177	4 899
France	6 420	3 500	240	5 470	2 648	2 234
Italy	13 749	5 085	4 510	8 952	2 151	4 896
Cyprus	660	–	100	560	200	270
Latvia	214	–	210	150	150	150
Lithuania	128	64	–	124	60	60
Luxembourg	–	382	–	184	–	–
Hungary	4 089	1 277	125	1 728	925	870
Malta	53	–	–	40	–	–
Netherlands	358	360	470	749	795	529
Austria	748	1 318	435	955	492	1 024
Poland	7 751	3 025	220	1 791	2 360	2 750
Portugal	5 993	1 766	1 087	2 984	22	507
Romania	1 571	1 200	–	513	310	243
Slovenia	1 257	694	406	86	20	100
Slovakia	583	175	–	95	97	150
Finland	1 077	608	150	550	1 278	1 973
Sweden	717	726	176	1 260	438	1 736
United Kingdom	11 321	2 222	3 082	7 528	3 640	3 829
EFTA <sup>(2)</sup>	–	551	327	350	–	–
<b>Total</b>	<b>112 702</b>	<b>45 037</b>	<b>18 131</b>	<b>55 897</b>	<b>25 333</b>	<b>42 514</b>

of which Convergence

13 813

<sup>(1)</sup> As certain financing operations meet several criteria, the totals for the various headings cannot be meaningfully added together.<sup>(2)</sup> Members of the European Free Trade Association (EFTA).

**Table C** **Loans provided within the European Union in 2007**  
Breakdown by country and sector

(EUR million)

	Total	Individual loans	Infrastructure			Industry Services Agriculture	Education Health	Credit lines
			Energy	Communi- cations	Water management and sundry infrastructure			
Belgium	928	628	85	75	300	168	-	300
Bulgaria	1 108	1 093	-	730	362	1	-	15
Czech Republic	1 599	1 466	25	800	75	533	32	134
Denmark	209	109	-	-	-	109	-	100
Germany	6 536	4 642	448	771	605	2 281	538	1 894
Ireland	345	320	-	305	15	-	-	25
Greece	755	680	220	390	70	-	-	75
Spain	7 154	5 658	907	3 394	483	164	710	1 496
France	4 148	3 158	100	1 268	675	450	665	990
Italy	5 609	3 959	850	1 688	822	438	161	1 650
Cyprus	120	120	-	-	120	-	-	-
Latvia	35	20	20	-	-	-	-	15
Lithuania	20	-	-	-	-	-	-	20
Luxembourg	50	50	-	-	-	50	-	-
Hungary	1 217	715	-	100	100	165	350	502
Malta	40	40	-	-	40	-	-	-
Netherlands	265	265	239	-	26	-	-	-
Austria	1 070	675	206	200	129	90	50	395
Poland	2 281	1 882	-	860	37	510	475	399
Portugal	1 504	1 154	378	275	400	101	-	350
Romania	175	145	-	-	12	133	-	30
Slovenia	613	493	382	100	8	3	-	120
Slovakia	18	-	-	-	-	-	-	18
Finland	613	613	-	280	-	170	163	-
Sweden	713	713	-	-	-	713	-	-
United Kingdom	4 160	4 050	1 364	1 093	589	199	805	110
EFTA	146	146	146	-	-	-	-	-
<b>Total</b>	<b>41 431</b>	<b>32 793</b>	<b>5 369</b>	<b>12 330</b>	<b>4 868</b>	<b>6 278</b>	<b>3 949</b>	<b>8 638</b>

**Table D** **Loans provided within the European Union from 2003 to 2007**  
Breakdown by country and sector

(EUR million)

	Total	Individual loans	Infrastructure			Industry Services Agriculture	Education Health	Credit lines
			Energy	Communi- cations	Water management and sundry infrastructure			
Belgium	3 511	2 986	280	580	1 596	530	-	525
Bulgaria	1 298	1 173	-	810	362	1	-	125
Czech Republic	5 573	4 988	27	2 163	759	1 980	58	586
Denmark	2 399	2 093	322	825	204	710	32	306
Germany	33 281	22 353	751	3 623	2 748	11 831	3 400	10 928
Estonia	150	80	80	-	-	0	-	70
Ireland	2 495	1 820	504	1 059	190	-	68	675
Greece	5 407	4 792	950	2 392	1 070	180	200	615
Spain	35 435	27 225	3 747	18 457	2 372	705	1 943	8 209
France	20 846	12 143	102	6 589	1 355	1 452	2 645	8 703
Italy	29 090	19 160	4 368	7 510	5 196	1 614	472	9 930
Cyprus	850	830	100	24	436	70	200	20
Latvia	364	214	61	-	150	3	-	150
Lithuania	218	128	1	64	60	3	-	90
Luxembourg	566	566	-	332	184	50	-	-
Hungary	5 411	4 109	147	2 473	450	404	635	1 302
Malta	53	53	-	-	40	13	-	-
Netherlands	2 920	2 295	399	345	677	174	700	625
Austria	5 237	3 343	220	1 532	539	581	471	1 894
Poland	9 510	7 791	226	3 515	1 005	2 109	935	1 719
Portugal	7 818	5 993	1 210	2 744	1 485	535	19	1 825
Romania	2 385	2 190	-	1 263	450	168	310	195
Slovenia	1 602	1 257	427	794	28	8	-	345
Slovakia	847	583	2	230	47	275	29	264
Finland	3 706	3 031	32	594	238	933	1 235	675
Sweden	3 480	3 262	176	1 170	51	1 463	403	218
United Kingdom	18 332	16 796	2 974	4 545	3 515	2 215	3 547	1 536
EFTA	901	901	327	551	23	-	-	-
<b>Total</b>	<b>203 685</b>	<b>152 155</b>	<b>17 432</b>	<b>64 184</b>	<b>25 231</b>	<b>28 007</b>	<b>17 302</b>	<b>51 529</b>



**Table E Loans provided within the European Union in 2007 and from 2003 to 2007**  
Detailed breakdown by sector

(EUR million)

	2007		2003-2007	
	Amount	% of total	Amount	% of total
<b>Energy and infrastructure</b>	<b>22 567</b>	<b>54.5</b>	<b>106 847</b>	<b>52.5</b>
<b>Energy</b>	<b>5 369</b>	<b>13.0</b>	<b>17 432</b>	<b>8.6</b>
Production	3 594	8.7	9 623	4.7
<i>Electricity</i>	3 128	7.5	7 167	3.5
<i>Heat</i>	240	0.6	1 254	0.6
<i>Oil and natural gas</i>	226	0.5	1 201	0.6
Transport and supply	1 575	3.8	7 609	3.7
<i>Electricity</i>	952	2.3	5 314	2.6
<i>Oil and natural gas</i>	623	1.5	2 250	1.1
<i>Heat</i>	–	–	46	0.02
Nuclear fuel production and processing	200	0.5	200	0.10
<b>Transport</b>	<b>10 127</b>	<b>24.4</b>	<b>56 580</b>	<b>27.8</b>
Roads, motorways	3 542	8.5	17 724	8.7
Railways	3 534	8.5	16 220	8.0
Urban transport	1 924	4.6	13 319	6.5
Air transport	644	1.6	6 321	3.1
Maritime transport	454	1.1	2 626	1.3
Intermodal freight terminals and other	29	0.1	248	0.1
Space transport	–	–	121	0.1
<b>Telecommunications</b>	<b>2 202</b>	<b>5.3</b>	<b>7 603</b>	<b>3.7</b>
PSTN; transmission and broadcasting networks	927	2.2	3 867	1.9
Mobile telephony	775	1.9	2 110	1.0
Composite telecommunications	500	1.2	1 577	0.8
Satellites, ground stations	–	–	50	0.02
<b>Water, sewerage, solid waste</b>	<b>2 125</b>	<b>5.1</b>	<b>10 178</b>	<b>5.0</b>
Water catchment, treatment and supply	1 366	3.3	5 463	2.7
Sewerage and waste management	760	1.8	4 715	2.3
<b>Urban infrastructure</b>	<b>2 743</b>	<b>6.6</b>	<b>15 053</b>	<b>7.4</b>
Urban renewal	2 084	5.0	9 388	4.6
Urban development schemes	659	1.6	5 665	2.8
<b>Industry, services, health, education, agriculture</b>	<b>10 227</b>	<b>24.7</b>	<b>45 308</b>	<b>22.2</b>
<b>Industry</b>	<b>3 790</b>	<b>9.1</b>	<b>16 880</b>	<b>8.3</b>
Transport equipment	1 495	3.6	7 213	3.5
Electrical engineering and electronics	415	1.0	1 989	1.0
Chemicals and chemical products	380	0.9	2 183	1.1
Civil engineering	373	0.9	373	0.2
Machinery and equipment	267	0.6	1 125	0.6
Pulp, paper products; publishing and printing	254	0.6	1 772	0.9
Refined petroleum products	210	0.5	685	0.3
Food products and beverages	168	0.4	413	0.2
Basic metals and metal products	108	0.3	594	0.3
Other non-metallic mineral products	71	0.2	247	0.1
Rubber and plastics	50	0.1	165	0.1
Woodworking and wood products	–	–	104	0.1
Other manufacturing industries	–	–	16	0.01
<b>Services</b>	<b>2 488</b>	<b>6.0</b>	<b>11 127</b>	<b>5.5</b>
Research and development	1 784	4.3	8 324	4.1
Other services	704	1.7	2 803	1.4
<b>Health, education</b>	<b>3 949</b>	<b>9.5</b>	<b>17 302</b>	<b>8.5</b>
Health	2 071	5.0	8 974	4.4
Education, training	1 878	4.5	8 328	4.1
<b>Total individual loans</b>	<b>32 793</b>	<b>79.2</b>	<b>152 155</b>	<b>74.7</b>
<b>Total credit lines</b>	<b>8 638</b>	<b>20.8</b>	<b>51 529</b>	<b>25.3</b>
<b>Grand total</b>	<b>41 431</b>	<b>100.0</b>	<b>203 685</b>	<b>100.0</b>

**Table F Breakdown of loans by region in 2007 and from 2003 to 2007**

This analytical table is based on NUTS 1 or 2 regional classification, depending on the country concerned. Where possible, individual loans covering several regions have been subdivided. EUROSTAT 2007 estimates of per capita (2004) GDP expressed in terms of purchasing power parities (EU27 = 100). 2006 unemployment rate (EU27 = 8.2). 2006 population figures ('000).

(Amounts in EUR million)

	<i>GDP per capita</i>	<i>Unemployment rate (%)</i>	<i>Population ('000)</i>	<b>2007</b>	<b>2003-2007</b>
<b>Belgium</b>	<b>124</b>	<b>8.2</b>	<b>10 511</b>	<b>928</b>	<b>3 511</b>
Bruxelles-Brussel	248	17.6	1 018	30	419
Vlaams Gewest	123	5.0	6 078	193	856
Région wallonne	90	11.7	3 413	405	1 466
Multiregional	-	-	-	-	245
Credit lines	-	-	-	300	525
<b>Bulgaria</b>	<b>33</b>	<b>9.0</b>	<b>-</b>	<b>1 108</b>	<b>1 298</b>
Yugozapaden	49	6.5	-	5	5
Yogoiztochen	30	8.1	-	3	3
Severozapaden	26	11.0	-	2	2
Severna tsentralen	26	13.5	-	2	2
Multiregional	-	-	-	1 081	1 161
Credit lines	-	-	-	15	125
<b>Czech Republic</b>	<b>75</b>	<b>7.1</b>	<b>10 251</b>	<b>1 599</b>	<b>5 573</b>
Praha	157	2.8	1 181	225	1 017
Střední Čechy	70	4.6	1 158	-	643
Jihozápad	70	4.9	1 179	-	94
Jihovýchod	67	7.1	1 641	-	190
Severovýchod	64	6.1	1 483	62	267
Severozápad	61	12.8	1 127	53	296
Střední Morava	60	7.6	1 229	106	189
Multiregional	-	-	-	1 020	2 292
Credit lines	-	-	-	134	586
<b>Denmark</b>	<b>125</b>	<b>3.9</b>	<b>5 427</b>	<b>209</b>	<b>2 399</b>
<b>Germany</b>	<b>116</b>	<b>10.2</b>	<b>82 437</b>	<b>6 536</b>	<b>33 281</b>
Hamburg	195	9.8	1 743	80	1 034
Bremen	156	14.4	663	50	460
Hessen	139	8.1	6 092	20	519
Bayern	138	6.5	12 468	1 094	2 755
Baden-Württemberg	130	6.3	10 735	770	2 100
Nordrhein-Westfalen	115	9.8	18 058	397	2 008
Saarland	108	9.5	1 050	50	264
Schleswig-Holstein	104	9.0	2 832	-	630
Rheinland-Pfalz	102	8.0	4 058	200	831
Berlin	101	18.7	3 395	180	967
Niedersachsen	100	9.7	7 993	-	1 186
Sachsen	86	16.6	4 273	475	2 593
Thüringen	81	15.6	2 334	98	686
Brandenburg	81	16.5	2 559	340	1 349
Sachsen-Anhalt	81	17.8	2 469	72	1 422
Mecklenburg-Vorpommern	79	19.2	1 707	-	722
Multiregional	-	-	-	816	2 827
Credit lines	-	-	-	1 894	10 928
<b>Estonia</b>	<b>56</b>	<b>5.9</b>	<b>1 344</b>		<b>150</b>
<b>Ireland</b>	<b>141</b>	<b>4.4</b>	<b>4 209</b>	<b>345</b>	<b>2 495</b>
<b>Greece</b>	<b>85</b>	<b>8.9</b>	<b>11 125</b>	<b>755</b>	<b>5 407</b>
Attiki	113	8.3	4 001	50	1 743
Nisia Aigaiou, Kriti	83	7.9	1 108	75	75
Kentriki Ellada	69	9.2	2 456	150	710
Voreia Ellada	65	9.7	3 558	340	1 314
Multiregional	-	-	-	65	950
Credit lines	-	-	-	75	615
<b>Spain</b>	<b>101</b>	<b>8.5</b>	<b>43 758</b>	<b>7 154</b>	<b>35 435</b>
Comunidad de Madrid	132	6.4	5 938	545	4 575
Comunidad Foral de Navarra	127	5.3	588	-	253
País Vasco	125	7.0	2 113	330	1 598
Cataluña	121	6.6	6 936	1 038	5 968
Islas Baleares	114	6.5	985	-	50
La Rioja	109	6.2	300	-	73
Aragón	107	5.5	1 258	-	1 164
Cantabria	98	6.6	557	9	151
Castilla y León	95	8.1	2 477	389	623
Comunidad Valenciana	94	8.4	4 641	388	2 365
Canarias	93	11.7	1 953	-	179
Principado de Asturias	87	9.3	1 058	231	495

**Table F Breakdown of loans by region in 2007 and from 2003 to 2007 (continued)**

(Amounts in EUR million)

	<i>GDP per capita</i>	<i>Unemployment rate (%)</i>	<i>Population ('000)</i>	2007	2003-2007
<b>Spain (continued)</b>					
Murcia	84	7.9	1 335	63	101
Galicia	81	8.5	2 718	200	869
Castilla-La Mancha	79	8.8	1 892	554	1 664
Andalucía	78	12.7	7 794	803	2 285
Extremadura	67	13.4	1 071	–	120
Multiregional	–	–	–	1 108	4 693
Credit lines	–	–	–	1 496	8 209
<b>France</b>	<b>112</b>	<b>9.5</b>	<b>59 192</b>	<b>4 148</b>	<b>20 846</b>
Ile-de-France	175	9.4	11 056	250	1 000
Rhône-Alpes	113	7.8	5 744	505	1 888
Alsace	108	6.7	1 762	–	135
Provence-Alpes-Côte d'Azur	105	12.2	4 602	105	674
Champagne-Ardenne	105	7.6	1 339	–	50
Pays de la Loire	103	7.2	3 277	50	485
Aquitaine	102	8.5	2 895	–	120
Haute-Normandie	101	9.5	1 786	45	185
Centre	101	7.4	2 455	70	485
Midi-Pyrénées	100	8.5	2 602	143	703
Bretagne	99	7.9	2 950	–	10
Auvergne	95	7.5	1 312	–	206
Picardie	91	11.2	1 666	–	70
Nord - Pas-de-Calais	89	12.9	4 014	150	505
Languedoc-Roussillon	88	11.5	2 361	–	300
DOM	64	27.0	1 724	15	446
Multiregional	–	–	–	1 825	4 881
Credit lines	–	–	–	990	8 703
<b>Italy</b>	<b>107</b>	<b>6.8</b>	<b>58 462</b>	<b>5 609</b>	<b>29 090</b>
Lombardia	142	3.7	9 393	184	1 401
Lazio	132	7.5	5 270	298	1 666
Emilia-Romagna	130	3.4	4 151	289	1 579
Valle d'Aosta	128	3.0	123	–	131
Veneto	127	4.0	4 700	320	597
Provincia autonoma Trento	127	3.1	975	–	20
Piemonte	120	4.0	4 330	198	1 546
Friuli-Venezia Giulia	117	3.5	1 205	50	122
Toscana	117	4.8	3 598	314	926
Liguria	110	4.8	1 592	5	268
Marche	108	4.5	1 519	318	941
Umbria	101	5.1	859	–	36
Abruzzo	85	6.5	1 299	18	200
Sardegna	81	10.8	1 650	5	129
Molise	77	10.0	322	–	0.13
Basilicata	75	10.5	597	–	74
Puglia	70	12.8	4 068	5	411
Calabria	69	12.9	2 009	–	421
Campania	68	12.9	5 789	–	585
Sicilia	67	13.5	5 013	327	1 019
Multiregional	–	–	–	1 630	7 088
Credit lines	–	–	–	1 650	9 930
<b>Cyprus</b>	<b>91</b>	<b>4.5</b>	<b>766</b>	<b>120</b>	<b>850</b>
<b>Latvia</b>	<b>46</b>	<b>6.8</b>	<b>2294</b>	<b>35</b>	<b>364</b>
<b>Lithuania</b>	<b>51</b>	<b>5.6</b>	<b>3403</b>	<b>20</b>	<b>218</b>
<b>Luxembourg</b>	<b>251</b>	<b>4.7</b>	<b>459</b>	<b>50</b>	<b>566</b>
<b>Hungary</b>	<b>64</b>	<b>7.5</b>	<b>10 076</b>	<b>1 217</b>	<b>5 411</b>
Közép-Magyarország	102	5.1	2 855	–	1 476
Alföld és Észak	43	9.0	4 142	50	370
Multiregional	–	–	–	665	2 263
Credit lines	–	–	–	502	1 302
<b>Malta</b>	<b>74</b>	<b>7.3</b>	<b>404</b>	<b>40</b>	<b>53</b>
<b>Netherlands</b>	<b>130</b>	<b>3.9</b>	<b>16 334</b>	<b>265</b>	<b>2 920</b>
West-Nederland	143	3.9	7 625	40	1 446
Zuid-Nederland	126	3.7	3 547	–	75
Noord-Nederland	121	4.6	1 700	–	65
Oost-Nederland	110	3.7	3 459	–	110
Multiregional	–	–	–	225	599
Credit lines	–	–	–	–	625



**Table F Breakdown of loans by region in 2007 and from 2003 to 2007(continued)**

(Amounts in EUR million)

	<i>GDP per capita</i>	<i>Unemployment rate (%)</i>	<i>Population ('000)</i>	2007	2003-2007
<b>Austria</b>	<b>129</b>	<b>4.7</b>	<b>8 265</b>	<b>1 070</b>	<b>5 237</b>
Ostösterreich	138	6.3	3 512	335	1 674
Westösterreich	128	3.3	2 991	200	459
Südösterreich	110	4.1	1 762	140	775
Multiregional	-	-	-	-	435
Credit lines	-	-	-	395	1 894
<b>Poland</b>	<b>51</b>	<b>13.9</b>	<b>38 157</b>	<b>2 281</b>	<b>9 510</b>
Mazowieckie	77	12.3	5 157	105	589
Śląskie	57	14.2	4 685	160	275
Wielkopolskie	55	12.7	3 372	-	187
Dolnośląskie	52	17.3	2 888	-	135
Pomorskie	50	13.8	2 199	37	287
Zachodniopomorskie	47	17.2	1 694	-	30
Łódzkie	47	13.4	2 577	-	278
Kujawsko-Pomorskie	45	16.2	2 068	195	480
Małopolskie	43	12.6	3 266	-	141
Multiregional	-	-	-	1 385	5 389
Credit lines	-	-	-	399	1 719
<b>Portugal</b>	<b>75</b>	<b>7.7</b>	<b>10 569</b>	<b>1 504</b>	<b>7 818</b>
Lisboa e Vale do Tejo	106	8.5	2 779	249	1 420
Madeira	91	5.4	245	10	222
Algarve	77	5.5	416	21	30
Alentejo	70	9.2	765	19	182
Açores	66	-	242	106	176
Centro	64	5.5	2 382	66	712
Norte	59	8.9	3 737	333	1 078
Multiregional	-	-	-	350	2 172
Credit lines	-	-	-	350	1 825
<b>Romania</b>	<b>34</b>	<b>7.3</b>	<b>21 610</b>	<b>175</b>	<b>2 385</b>
<b>Slovenia</b>	<b>83</b>	<b>6.0</b>	<b>2 003</b>	<b>613</b>	<b>1 602</b>
<b>Slovakia</b>	<b>57</b>	<b>13.4</b>	<b>5 389</b>	<b>18</b>	<b>847</b>
<b>Finland</b>	<b>116</b>	<b>7.7</b>	<b>5 255</b>	<b>613</b>	<b>3 706</b>
Etelä-Suomi	133	6.3	2 595	495	1 765
Länsi-Suomi	102	7.8	1 334	100	252
Pohjois-Suomi	102	10.4	634	-	228
Itä-Suomi	85	11.3	664	18	87
Multiregional	-	-	-	-	700
Credit lines	-	-	-	-	675
<b>Sweden</b>	<b>120</b>	<b>7.1</b>	<b>9 047</b>	<b>713</b>	<b>3 480</b>
Stockholm	166	6.1	1 889	269	1 046
Västsverige	114	6.8	1 814	320	980
Övre Norrland	111	8.5	509	-	15
Sydsverige	110	8.2	1 320	-	439
Mellersta Norrland	110	7.3	370	-	238
Småland Med Öarna	108	5.9	800	-	45
Norra Mellansverige	104	7.9	825	70	270
Östra Mellansverige	102	7.3	1 518	54	54
Multiregional	-	-	-	-	175
Credit lines	-	-	-	-	218
<b>United Kingdom</b>	<b>123</b>	<b>5.3</b>	<b>58 837</b>	<b>4 160</b>	<b>18 332</b>
London	189	7.7	7 188	479	3 647
South East	133	4.4	8 007	-	79
East	118	4.7	5 395	22	164
Scotland	118	5.2	5 064	632	1 119
South West	116	3.7	4 934	308	801
East Midlands	114	5.2	4 175	-	215
West Midlands	110	5.8	2 554	448	2 163
North West	108	5.1	6 732	-	1 222
Yorkshire and Humberside	107	5.7	4 967	367	1 764
Northern Ireland	99	4.4	1 689	169	648
North East	97	6.4	2 517	79	507
Wales	96	5.2	2 903	-	305
Multiregional	-	-	-	1 546	4 163
Credit lines	-	-	-	110	1 536
<b>EFTA</b>	<b>-</b>	<b>-</b>	<b>-</b>	<b>146</b>	<b>901</b>
<b>Total</b>	<b>-</b>	<b>8.2</b>	<b>-</b>	<b>41 431</b>	<b>203 685</b>

**Table G Agreements, Facilities and Decisions governing lending activity outside the EU, situation as at 31.12.2007**

Region or Country	Convention, Agreement, Facility, Financial Protocol, or Decision	Year of expiry	EIB own resources envelope (EUR m)	Budgetary resources (EUR m) <sup>1</sup>		
			Loans from own resources	Risk capital	Technical assistance	Interest subsidies
<b>Lending with Member States' Guarantee</b>						
<b>African, Caribbean and Pacific States (ACP)<sup>2</sup></b>	Cotonou Partnership Agreement	2007 <sup>3</sup>	1 700	2 037	Yes	Yes
<b>Overseas Countries and Territories (OCT)<sup>4</sup></b>	Cotonou Partnership Agreement	2007 <sup>3</sup>	20	20	Yes	Yes
<b>Lending with European Community Guarantee (mandate effective until 31 July 2007)</b>						
<b>Republic of South Africa</b>	Council Decision	2007	825	Yes	No	No
<b>Mediterranean Countries<sup>5</sup></b>	Council Decision	2007	6 520	Yes	Yes	Yes <sup>6</sup>
<b>South-Eastern Neighbours<sup>7</sup></b>	Council Decision	2007	9 185	No	No	No
<b>Russia/WNIS<sup>8</sup></b>	Council Decision	2007	500	No	No	No
<b>Asia and Latin America<sup>9</sup></b>	Council Decision	2007	2 480	No	No	No
<b>Lending with European Community Guarantee (mandate effective from 17 April 2007 onwards)<sup>10</sup></b>						
<b>Pre-Accession Countries<sup>11</sup></b>	Council Decision	2013	8 700	No	Yes	Yes <sup>14</sup>
<b>Neighbourhood and Partnership Countries<sup>12</sup></b>	Council Decision	2013	12 400 <sup>13</sup>	Yes	Yes	Yes <sup>14</sup>
<b>Asia and Latin America<sup>15</sup></b>	Council Decision	2013	3 800 <sup>16</sup>	No	No	No
<b>Republic of South Africa</b>	Council Decision	2013	900	Yes	No	No
<b>Dedicated facilities, financing at EIB's own risk</b>						
Neighbourhood Countries, ACP, South Africa, Asia and Latin America	Facility for Energy Sustainability and Security of Supply	2013	3 000	No	No	No
Mediterranean Countries	Mediterranean Partnership Facility II	2013	2 000	No	No	No
Mediterranean Countries	Facility for Euro-Mediterranean Investment and Partnership (FEMIP) Trust Fund	–	–	34.50		No
Pre-Accession Countries	Pre-Accession Facility	2010	19 500	No	No	No

1 Managed by the EIB and funded from the Investment Facility established under the Cotonou Partnership Agreement (for the ACP/OCT), from the EU budget (to complement lending pursuant to Council Decisions) or from contributions of the Member States and the European Commission (FEMIP Trust Fund).

2 **Africa:** Angola, Benin, Botswana, Burkina Faso, Burundi, Cameroon, Cape Verde, Central African Republic, Chad, Comoros, Congo (Brazzaville), Congo (Kinshasa), Djibouti, Equatorial Guinea, Eritrea, Ethiopia, Gabon, Gambia, Ghana, Guinea, Guinea Bissau, Côte d'Ivoire, Kenya, Lesotho, Liberia, Madagascar, Malawi, Mali, Mauritania, Mauritius, Mozambique, Namibia, Niger, Nigeria, Rwanda, São Tomé e Príncipe, Senegal, Seychelles, Sierra Leone, Somalia, South Africa, Sudan, Swaziland, Tanzania, Togo, Uganda, Zambia, Zimbabwe.

**Caribbean:** Antigua and Barbuda, Bahamas, Barbados, Belize, Cuba, Dominica, Dominican Republic, Grenada, Guyana, Haiti, Jamaica, Saint Kitts and Nevis, Saint Lucia, Saint Vincent and the Grenadines, Suriname, Trinidad and Tobago.

**Pacific:** Cook Islands, East Timor, Federated State of Micronesia, Fiji, Kiribati, Marshall Islands, Nauru, Niue, Palau, Papua New Guinea, Samoa, Solomon Islands, Tonga, Tuvalu, Vanuatu.

3 Extended until the entry into force of Cotonou's second financial protocol (Cotonou II), still in the process of ratification. Cotonou II foresees the following financial envelopes for the period 2008-2013: EUR 2 000 million for loans from EIB own resources and EUR 1 100 million for risk capital from the Investment Facility in ACP countries. For OCTs, the corresponding amounts are EUR 30 million for loans and EUR 30 million for risk capital.

4 Anguilla, Montserrat, British Virgin Islands, Cayman Islands, Turks and Caicos Islands, Falkland Islands, South Georgia and the South Sandwich Islands, Saint Helena, Pitcairn Islands, British Antarctic Territory, British Indian Ocean Territory, French Polynesia, New Caledonia and dependencies, Wallis and Futuna, French Southern and Antarctic Territories, Mayotte, Saint Pierre and Miquelon, Aruba, Netherlands Antilles, Greenland.

5 Algeria, Egypt, Gaza-West Bank, Israel, Jordan, Lebanon, Morocco, Syria, Tunisia.

6 For operations in the environment sector.

7 Albania, Bosnia and Herzegovina, Bulgaria, Croatia, Former Yugoslav Republic of Macedonia, Romania, Serbia and Montenegro (formerly Federal Republic of Yugoslavia), Turkey. Includes certain loans signed in the former CEEC Accession Countries prior to their joining the Union.

8 Western Newly Independent States: Belarus, Moldova, Ukraine.

9 **Asia:** Bangladesh, Brunei, China (including Hong Kong and Macao Special Administrative Regions), India, Indonesia, Laos, Malaysia, Mongolia, Nepal, Pakistan, Philippines, Singapore, South Korea, Sri Lanka, Thailand, Vietnam, Yemen.

**Latin America:** Argentina, Bolivia, Brazil, Chile, Colombia, Costa Rica, Ecuador, El Salvador, Guatemala, Honduras, Mexico, Nicaragua, Panama, Paraguay, Peru, Uruguay, Venezuela.

10 An additional optional mandate of EUR 2 000 million may be decided by the Council after the mid-term review of the EIB's external lending mandate in 2010.

11 Includes (1) **Accession and Candidate Countries** (Croatia, Turkey, the Former Yugoslav Republic of Macedonia) and (2) **Potential Candidate Countries** (Albania, Bosnia and Herzegovina, Montenegro, Serbia, Kosovo under United Nations Security Council Resolution 1244 (1999)).

12 Includes (1) **Mediterranean** (Algeria, Egypt, Gaza-West Bank, Israel, Jordan, Lebanon, Libya\*, Morocco, Syria, Tunisia), (2) **Eastern Europe** (Belarus\*, Moldova, Ukraine), **Southern Caucasus** (Armenia, Azerbaijan, Georgia) as well as **Russia**.

13 Broken down into the following indicative sub-ceilings; (i) Mediterranean: EUR 8 700 million; (ii) Eastern Europe, Southern Caucasus and Russia: EUR 3 700 million.

14 For selected projects, on request by national authorities and financed by the country allocations of the Instrument for Pre-Accession Assistance (IPA) or European Neighbourhood and Partnership Instrument (ENPI).

15 **Asia** (without Central Asia): Afghanistan\*, Bangladesh, Bhutan\*, Brunei, Cambodia\*, China (including Hong Kong and Macao Special Administrative Regions), India, Indonesia, Iraq\*, South Korea, Laos, Malaysia, Maldives, Mongolia, Nepal, Pakistan, the Philippines, Singapore, Sri Lanka, Taiwan\*, Thailand, Vietnam, Yemen.

**Central Asia:** Kazakhstan\*, Kyrgyzstan\*, Tajikistan\*, Turkmenistan\*, Uzbekistan\*.

**Latin America:** Argentina, Bolivia, Brazil, Chile, Colombia, Costa Rica, Ecuador, El Salvador, Guatemala, Honduras, Mexico, Nicaragua, Panama, Paraguay, Peru, Uruguay, Venezuela.

16 Broken down into the following indicative sub-ceilings; Latin America: EUR 2 800 million; Asia (including Central Asia): EUR 1 000 million.

\* For countries marked with an asterisk (\*) and for other countries not listed, the eligibility of the country for EIB financing under the Community guarantee is decided by the Council on a case-by-case basis.

**Table H Financing provided in the partner countries in 2007**  
Breakdown by country and sector

(EUR million)

	Total	Resources		Sector				
		own	budgetary	Energy	Communi- cations	Water manage- ment and sundry infrastructure	Industry Services	Credit lines
<b>MEDITERRANEAN COUNTRIES</b>	<b>1 438</b>	<b>1 390</b>	<b>48</b>	<b>465</b>	<b>180</b>	<b>120</b>	<b>3</b>	<b>670</b>
Tunisia	389	385	4	185	-	-	-	204
Morocco	336	330	6	150	180	-	-	6
Lebanon	300	295	5	-	-	-	-	300
Egypt	130	130	-	130	-	-	-	-
Israel	120	120	-	-	-	120	-	-
Syria	80	80	-	-	-	-	-	80
Jordan	50	50	-	-	-	-	-	50
Regional	31	-	31	-	-	-	-	31
Algeria	3	-	3	-	-	-	3	-
<b>ACP-OCT</b>	<b>756</b>	<b>432</b>	<b>325</b>	<b>99</b>	<b>15</b>	<b>42</b>	<b>295</b>	<b>306</b>
<i>Africa</i>	686	432	254	99	15	42	295	236
Southern and Indian Ocean	328	304	25	-	15	14	295	5
East	149	-	149	99	-	-	-	50
West	128	128	-	-	-	28	-	100
Central and Equatorial	73	-	73	-	-	-	-	73
Multiregional	8	-	8	-	-	-	-	8
<i>Caribbean</i>	56	-	56	-	-	-	-	56
<i>Pacific</i>	2	-	2	-	-	-	-	2
<i>OCT</i>	10	-	10	-	-	-	-	10
<i>Multiregional</i>	3	-	3	-	-	-	-	3
<b>SOUTH AFRICA</b>	<b>113</b>	<b>113</b>	-	<b>88</b>	-	-	<b>25</b>	-
<b>ASIA, LATIN AMERICA (ALA)</b>	<b>925</b>	<b>925</b>	-	<b>500</b>	<b>338</b>	<b>87</b>	-	-
<b>Latin America</b>	<b>365</b>	<b>365</b>	-	-	<b>338</b>	<b>27</b>	-	-
Brazil	250	250	-	-	250	-	-	-
Peru	60	60	-	-	60	-	-	-
Uruguay	28	28	-	-	28	-	-	-
Panama	27	27	-	-	-	27	-	-
<b>Asia</b>	<b>560</b>	<b>560</b>	-	<b>500</b>	-	<b>60</b>	-	-
China	500	500	-	500	-	-	-	-
Philippines	60	60	-	-	-	60	-	-
<b>SOUTH-EAST EUROPE</b>	<b>2 926</b>	<b>2 926</b>	-	<b>293</b>	<b>952</b>	-	<b>621</b>	<b>1 060</b>
Turkey	2 153	2 153	-	-	653	-	600	900
Croatia	330	330	-	190	100	-	-	40
Bosnia and Herzegovina	272	272	-	103	50	-	9	110
Serbia	144	144	-	-	126	-	8	10
Albania	23	23	-	-	23	-	0.32	-
Montenegro	3	3	-	-	-	-	3	-
FYROM	1	1	-	-	-	-	1	-
<b>EASTERN EUROPE, SOUTHERN CAUCASUS, RUSSIA</b>	<b>230</b>	<b>230</b>	-	-	<b>230</b>	-	-	-
Ukraine	200	200	-	-	200	-	-	-
Moldova	30	30	-	-	30	-	-	-
<b>Total</b>	<b>6 389</b>	<b>6 016</b>	<b>373</b>	<b>1 445</b>	<b>1 715</b>	<b>249</b>	<b>944</b>	<b>2 037</b>

**Table I Financing provided in the Mediterranean countries from 2003 to 2007**  
Breakdown by country and sector

(EUR million)

	Total	Resources		Sector					
		own	budgetary	Energy	Communi- cations	Water manage- ment and sundry infrastructure	Industry Services	Education Health	Credit lines
Egypt	2 067	2 042	25	1 397	290	55	200	-	125
Tunisia	1 382	1 378	4	354	170	74	115	110	559
Morocco	1 221	1 185	36	440	434	181	-	100	66
Syria	715	715	-	400	150	45	-	-	120
Lebanon	575	570	5	-	60	105	-	-	410
Israel	395	395	-	-	-	320	-	-	75
Algeria	256	243	13	-	-	230	16	-	10
Jordan	216	216	-	100	26	-	-	40	50
Mediterranean Group	78	-	78	-	-	-	-	-	78
Gaza-West Bank	55	45	10	45	-	-	-	-	10
<b>Total</b>	<b>6 960</b>	<b>6 789</b>	<b>171</b>	<b>2 736</b>	<b>1 130</b>	<b>1 010</b>	<b>331</b>	<b>250</b>	<b>1 503</b>

**Table J Financing provided in the ACP States and the OCT from 2003 to 2007**  
Breakdown by country and sector

(EUR million)

	Total	Resources		Sector				
		own	budgetary	Energy	Communi- cations	Water manage- ment and sundry infrastructure	Industry Services	Credit lines
<b>AFRICA</b>	<b>2 411.1</b>	<b>861.3</b>	<b>1 549.9</b>	<b>558.4</b>	<b>95.0</b>	<b>177.3</b>	<b>744.8</b>	<b>835.7</b>
<i>Southern Africa and Indian Ocean</i>	<i>879.9</i>	<i>460.4</i>	<i>419.5</i>	<i>113.1</i>	<i>40.0</i>	<i>93.8</i>	<i>559.1</i>	<i>73.9</i>
Madagascar	278.0	260.0	18.0	-	11.0	-	265.0	2.0
Zambia	234.9	47.5	187.4	7.6	-	-	196.5	30.8
Mozambique	186.8	50.0	136.8	96.8	-	31.0	59.1	-
Mauritius	65.2	40.1	25.1	-	14.0	-	31.2	20.0
Swaziland	44.8	36.0	8.8	8.8	-	36.0	-	-
Botswana	19.5	12.5	7.0	-	-	12.5	7.0	-
Regional	17.1	-	17.1	-	-	-	-	17.1
Angola	15.0	-	15.0	-	15.0	-	-	-
Lesotho	14.3	14.3	-	-	-	14.3	-	-
Namibia	4.0	-	4.0	-	-	-	-	4.0
Malawi	0.3	-	0.3	-	-	-	0.3	-
<i>West Africa</i>	<i>728.1</i>	<i>358.9</i>	<i>369.2</i>	<i>156.3</i>	<i>22.0</i>	<i>32.0</i>	<i>139.0</i>	<i>378.9</i>
Nigeria	274.0	140.9	133.1	-	-	-	124.0	150.0
Regional	163.9	75.0	88.9	33.0	-	-	-	130.9
Ghana	140.5	115.0	25.5	85.5	-	-	-	55.0
Mauritania	46.5	-	46.5	22.5	-	4.0	15.0	5.0
Burkina Faso	27.3	-	27.3	15.3	-	-	-	12.0
Senegal	25.0	15.0	10.0	-	10.0	15.0	-	-
Benin	13.0	13.0	-	-	-	13.0	-	-
Cape Verde	13.0	-	13.0	-	-	-	-	13.0
Niger	13.0	-	13.0	-	-	-	-	13.0
Guinea	12.0	-	12.0	-	12.0	-	-	-
<i>East Africa</i>	<i>457.5</i>	<i>8.9</i>	<i>448.6</i>	<i>224.0</i>	<i>-</i>	<i>51.5</i>	<i>22.0</i>	<i>160.0</i>
Ethiopia	91.5	-	91.5	50.0	-	16.5	-	25.0
Kenya	123.7	8.9	114.8	75.5	-	-	22.0	26.2
Uganda	175.5	-	175.5	98.5	-	-	-	77.0
Tanzania	35.0	-	35.0	-	-	35.0	-	-
Regional	31.8	-	31.8	-	-	-	-	31.8
<i>Central and Equatorial Africa</i>	<i>231.5</i>	<i>-</i>	<i>231.5</i>	<i>65.0</i>	<i>-</i>	<i>-</i>	<i>24.8</i>	<i>141.7</i>
Cameroon	97.4	-	97.4	65.0	-	-	-	32.4
Regional	80.3	-	80.3	-	-	-	-	80.3
Gabon	17.0	-	17.0	-	-	-	-	17.0
Chad	13.8	-	13.8	-	-	-	11.8	2.0
Congo	13.0	-	13.0	-	-	-	13.0	-
Rwanda	10.0	-	10.0	-	-	-	-	10.0
<i>Multiregional project</i>	<i>114.3</i>	<i>33.0</i>	<i>81.3</i>	<i>-</i>	<i>33.0</i>	<i>-</i>	<i>-</i>	<i>81.3</i>
<b>CARIBBEAN</b>	<b>249.5</b>	<b>98.1</b>	<b>151.5</b>	<b>23.1</b>	<b>3.7</b>	<b>-</b>	<b>20.0</b>	<b>202.8</b>
Regional	118.0	40.0	78.0	-	-	-	-	118.0
Dominican Republic	67.8	40.0	27.8	-	-	-	20.0	47.8
Trinidad and Tobago	37.0	-	37.0	-	-	-	-	-
Barbados	9.8	9.8	-	9.8	-	-	-	-
Saint Vincent and the Grenadines	8.3	8.3	-	8.3	-	-	-	-
Grenada	5.0	-	5.0	5.0	-	-	-	37.0
Belize	3.7	-	3.7	-	3.7	-	-	-
<b>PACIFIC</b>	<b>64.8</b>	<b>30.5</b>	<b>34.3</b>	<b>24.5</b>	<b>-</b>	<b>-</b>	<b>14.5</b>	<b>25.8</b>
Fiji	35.5	30.5	5.0	24.5	-	-	11.0	-
Regional	24.4	-	24.4	-	-	-	-	24.4
Salomon Islands	3.5	-	3.5	-	-	-	3.5	-
Tuvalu	1.0	-	1.0	-	-	-	-	1.0
Samoa	0.4	-	0.4	-	-	-	-	0.4
<b>ACP GROUP</b>	<b>209.5</b>	<b>-</b>	<b>209.5</b>	<b>-</b>	<b>-</b>	<b>-</b>	<b>-</b>	<b>209.5</b>
<b>Total ACP States</b>	<b>2 934.9</b>	<b>989.8</b>	<b>1 945.1</b>	<b>605.9</b>	<b>98.7</b>	<b>177.3</b>	<b>779.3</b>	<b>1 273.7</b>
<b>OCT</b>	<b>10.0</b>	<b>-</b>	<b>10.0</b>	<b>-</b>	<b>-</b>	<b>-</b>	<b>-</b>	<b>10.0</b>
New Caledonia	5.0	-	5.0	-	-	-	-	5.0
French Polynesia	5.0	-	5.0	-	-	-	-	5.0
<b>Grand total</b>	<b>2 944.9</b>	<b>989.8</b>	<b>1 955.1</b>	<b>605.9</b>	<b>98.7</b>	<b>177.3</b>	<b>779.3</b>	<b>1 283.7</b>

**Table K Financing provided in South Africa from 2003 to 2007**

Breakdown by sector

(EUR million)

	Total	Sector			
		Energy	Water management and sundry infrastructure	Industry Services	Credit lines
South Africa	698	218	245	25	210
<b>Total</b>	<b>698</b>	<b>218</b>	<b>245</b>	<b>25</b>	<b>210</b>

**Table L Financing provided in Asia and Latin America from 2003 to 2007**

Breakdown by country and sector

(EUR million)

	Total	Sector				
		Energy	Communi-cations	Water management and sundry infrastructure	Industry Services	Credit lines
<b>LATIN AMERICA</b>	<b>1 161</b>	<b>70</b>	<b>579</b>	<b>27</b>	<b>371</b>	<b>114</b>
Brazil	659	35	250	-	301	74
Colombia	100	-	100	-	-	-
Peru	100	-	100	-	-	-
Mexico	70	-	-	-	70	-
Panama	68	-	41	27	-	-
Ecuador	40	-	40	-	-	-
Regional (Andean Pact)	40	-	-	-	-	40
Regional (Central America)	36	36	-	-	-	-
Uruguay	28	-	28	-	-	-
Honduras	20	-	20	-	-	-
<b>ASIA</b>	<b>1 584</b>	<b>586</b>	<b>500</b>	<b>60</b>	<b>73</b>	<b>366</b>
China	1 000	500	500	-	-	-
Philippines	126	-	-	60	-	66
Sri Lanka	120	-	-	-	-	120
Pakistan	79	44	-	-	35	-
Vietnam	68	-	-	-	38	30
Indonesia	50	-	-	-	-	50
Maldives	50	-	-	-	-	50
India	50	-	-	-	-	50
Laos	42	42	-	-	-	-
<b>Total</b>	<b>2 745</b>	<b>656</b>	<b>1 079</b>	<b>87</b>	<b>444</b>	<b>479</b>

**Table M Financing provided in the Eastern Neighbours from 2003 to 2007**

Breakdown by country and sector

(EUR million)

	Total	Sector					
		Energy	Communi-cations	Water manage-ment and sundry infrastructure	Industry Services	Health Education	Credit lines
<b>South-East Europe</b>	<b>8 904</b>	<b>577</b>	<b>4 064</b>	<b>432</b>	<b>1 090</b>	<b>218</b>	<b>2 525</b>
Turkey	6 165	118	2 760	180	1 067	50	1 990
Croatia	1 027	281	475	200	1	-	70
Serbia	917	22	477	25	8	155	230
Bosnia and Herzegovina	578	103	241	-	9	-	225
Albania	156	40	76	27	0.3	13	-
Montenegro	38	-	35	-	3	-	-
FYROM	24	13	-	-	1	-	10
<b>Eastern Europe, Southern Caucasus, Russia</b>	<b>315</b>	<b>2</b>	<b>230</b>	<b>83</b>	<b>-</b>	<b>-</b>	<b>-</b>
Ukraine	200	-	200	-	-	-	-
Russia	85	2	-	83	-	-	-
Moldova	30	-	30	-	-	-	-
<b>Total</b>	<b>9 219</b>	<b>579</b>	<b>4 294</b>	<b>515</b>	<b>1 090</b>	<b>218</b>	<b>2 525</b>

**Table N Medium and long-term borrowings raised**  
(before swaps)

Month of issue	Subscription currency	Characteristics	Life (years)	Coupon (%) / Structure	Amount (million)	
					Currency	EUR
<b>PUBLIC BORROWING OPERATIONS</b>						
<b>January</b>						
	EUR	(1)	20.0	EIB-inflation-linked	34.8	34.8
	EUR	(1)	25.0	EIB-inflation-linked	29.8	29.8
	EUR	(1)	30.0	EIB-inflation-linked	29.8	29.8
	EUR	(1)	40.0	EIB-inflation-linked	24.8	24.8
	EUR	(1)	50.0	EIB-inflation-linked	24.8	24.8
	EUR	(1)	3.0	EIB-other	17.5	17.5
	EUR	(1)	3.0	EIB-other	17.6	17.6
	EUR	(1)	3.9		3.75	1 000.0
	AUD	(1)	10.0	6.125	400.0	240.3
	CAD	(1)	30.0	4.6	850.0	559.0
	GBP	(1)	3.9	4.25	150.0	222.1
	GBP	(1)	2.2	4.375	100.0	147.9
	GBP	(1)	3.9	4.25	500.0	746.4
	GBP	(1)	2.1	4.375	300.0	448.4
	ISK	(1)	1.5	11.5	3 000.0	32.5
	JPY	(1)	4.7	EIB-FRN	25 000.0	161.3
	JPY	(1)	20.0	2.15	50 000.0	322.2
	NZD	(1)	5.0	7	200.0	107.0
	SEK	(1)	13.9	EIB-inflation-linked	747.1	82.7
	TRY	(1)	5.0	17	75.0	40.3
	TRY	(1)	2.1	18.5	1 000.0	534.8
	TRY	(1)	9.4	14	100.0	54.1
	TRY	(1)	8.1	EIB-zero-coupon	58.1	31.4
	USD	(1)	10.0	4.875	3 000.0	2 304.9
	USD	(1)	5.0	EIB-fixed	25.0	19.4
	USD	(1)	1.1	EIB-other	23.1	17.9
	ZAR	(1)	2.7	9	200.0	21.2
<b>February</b>						
	EUR	(1)	30.0	EIB-other	200.0	200.0
	EUR	(1)	6.0	EIB-fixed	50.0	50.0
	EUR	(1)	2.5	EIB-other	18.1	18.1
	EUR	(1)	49.9	EIB-inflation-linked	25.3	25.3
	EUR	(1)	39.9	EIB-inflation-linked	24.6	24.6
	EUR	(1)	29.9	EIB-inflation-linked	20.1	20.1
	EUR	(1)	24.9	EIB-inflation-linked	15.0	15.0
	EUR	(1)	19.9	EIB-inflation-linked	12.0	12.0
	CHF	(1)	12.0	2.5	300.0	186.0
	DKK	(1)	17.7	4.25	550.0	73.8
	DKK	(1)	17.7	4.25	450.0	60.4
	GBP	(1)	5.9	4.5	100.0	152.0
	HUF	(1)	2.9	8	2 500.0	9.8
	HUF	(1)	2.2	8.25	6 000.0	23.7
	HUF	(1)	1.9	6.5	3 000.0	11.8
	HUF	(1)	1.9	6.5	2 000.0	7.9
	ISK	(1)	0.9	8	2 000.0	21.9
	ISK	(1)	2.3	9.5	1 500.0	16.6
	NZD	(1)	3.0	7.25	400.0	212.0
	SEK	(1)	13.8	EIB-inflation-linked	362.9	39.9
	SEK	(1)	13.8	EIB-inflation-linked	1 436.8	158.4
	TRY	(1)	9.1	EIB-zero-coupon	31.4	17.0
	USD	(1)	2.0	EIB-other	23.4	18.1
	USD	(1)	3.0	5	3 000.0	2 313.4
	USD	(1)	7.1	5.125	1 250.0	960.9
	ZAR	(1)	2.0	8.5	200.0	21.4
<b>March</b>						
	EUR	(1)	2.0	3.631	120.0	120.0
	EUR	(2)	17.1	4.125	3 000.0	3 000.0
	AUD	(1)	9.8	6.125	400.0	238.0
	GBP	(1)	2.0	4.375	150.0	223.6
	GBP	(1)	32.1	5	50.0	73.5
	GBP	(1)	3.9	5.375	300.0	441.8
	HUF	(1)	4.0	5.5	4 000.0	15.7
	JPY	(1)	10.3	1.4	50 000.0	326.4
	NZD	(1)	2.3	6	100.0	53.0
	NZD	(1)	2.3	6	100.0	52.3
	TRY	(1)	1.5	17	100.0	54.8
	TRY	(1)	4.5	15.75	50.0	26.9
	TRY	(1)	4.8	17	50.0	26.9
	USD	(1)	5.0	4.625	3 000.0	2 272.7
<b>April</b>						
	EUR	(1)	3.0	EIB-other	23.5	23.5
	EUR	(1)	1.0	EIB-other	38.6	38.6
	GBP	(1)	1.9	4.375	150.0	221.9
	GBP	(1)	36.9	4.5	350.0	517.3
	GBP	(1)	32.0	5	50.0	73.4
	GBP	(1)	2.6	5.5	250.0	366.6
	GBP	(1)	47.5	4.625	40.0	59.1
	ISK	(1)	2.1	9.5	1 500.0	17.0
	ISK	(1)	4.0	9	5 000.0	56.7
	ISK	(1)	1.7	11.5	3 000.0	33.9



**Table N Medium and long-term borrowings raised (continued)**  
(before swaps)

Month of issue	Subscription currency	Characteristics	Life (years)	Coupon (%) / Structure	Amount (million)	
					Currency	EUR
<b>PUBLIC BORROWING OPERATIONS</b>						
<b>April (continued)</b>						
	JPY	(1)	30.0	EIB-PRDC	1 000.0	6.4
	SEK	(1)	21.7	4	400.0	43.0
	SEK	(1)	13.7	EIB-inflation-linked	882.2	94.9
	SEK	(1)	21.7	4	125.0	13.4
	SEK	(1)	13.6	5	500.0	53.6
	TRY	(1)	7.9	EIB-zero-coupon	53.9	29.0
	ZAR	(1)	3.5	8	100.0	10.4
<b>May</b>						
	GBP	(1)	31.9	5	100.0	146.9
	GBP	(1)	3.5	4.25	100.0	146.4
	GBP	(1)	9.3	4.875	200.0	293.0
	GBP	(1)	11.8	5.375	250.0	367.6
	JPY	(1)	5.3	1.25	75 000.0	463.1
	JPY	(1)	5.3	1.25	25 000.0	153.5
	NZD	(1)	2.1	6	100.0	54.2
	NZD	(1)	7.3	6.5	100.0	54.3
	RON	(1)	7.0	EIB-FRN	300.0	89.9
	SEK	(1)	21.6	EIB-inflation-linked	1 059.9	115.8
	TRY	(1)	8.9	EIB-zero-coupon	32.3	17.4
	TRY	(1)	9.2	14	150.0	81.3
	TRY	(1)	3.0	16	200.0	109.7
	USD	(1)	10.0	5.125	3 000.0	2 230.6
<b>June</b>						
	GBP	(1)	5.6	4.5	100.0	147.0
	GBP	(1)	2.5	5.5	100.0	147.4
	GBP	(1)	9.2	4.875	150.0	220.9
	GBP	(1)	5.0	4.75	100.0	147.3
	GBP	(1)	4.4	5.5	100.0	148.2
	GBP	(1)	47.3	4.625	50.0	73.9
	GBP	(1)	36.7	4.5	50.0	74.1
	ISK	(1)	2.6	10.25	4 000.0	47.9
	RUB	(1)	10.0	6.75	2 000.0	57.4
	RUB	(1)	5.0	6.25	2 000.0	57.5
	SEK	(1)	21.5	EIB-inflation-linked	701.7	75.5
	USD	(1)	30.0	EIB-zero-coupon	29.0	21.6
	ZAR	(1)	2.2	9	250.0	25.8
	ZAR	(1)	6.3	8	250.0	26.3
<b>July</b>						
	EUR	(2)	10.3	4.75	5 000.0	5 000.0
	EUR	(1)	5.0	EIB-EQ-linked	600.0	600.0
	EUR	(1)	19.5	EIB-inflation-linked	48.2	48.2
	EUR	(1)	24.5	EIB-inflation-linked	42.3	42.3
	EUR	(1)	29.5	EIB-inflation-linked	43.7	43.7
	EUR	(1)	39.5	EIB-inflation-linked	30.8	30.8
	GBP	(1)	9.2	4.875	100.0	148.2
	GBP	(1)	2.4	5.5	200.0	295.3
	GBP	(1)	4.9	4.75	100.0	147.8
	GBP	(1)	4.9	4.75	50.0	73.7
	GBP	(1)	24.9	5.625	100.0	147.5
	GBP	(1)	9.1	4.875	100.0	148.7
	GBP	(1)	36.6	4.5	50.0	74.1
	NOK	(1)	5.0	5.375	1 000.0	126.2
	NZD	(1)	5.0	7.75	400.0	233.9
<b>August</b>						
	GBP	(1)	6.7	6.25	100.0	148.9
	GBP	(1)	10.3	EIB-inflation-linked	100.0	148.9
	GBP	(1)	4.8	4.75	100.0	149.6
	GBP	(1)	4.8	4.75	100.0	148.7
	GBP	(1)	9.1	4.875	100.0	148.4
	GBP	(1)	15.3	EIB-inflation-linked	100.0	149.2
	GBP	(1)	4.8	4.75	100.0	148.3
	GBP	(1)	24.8	5.625	100.0	147.0
	GBP	(1)	9.1	4.875	100.0	146.8
	GBP	(1)	47.2	4.625	50.0	73.7
	GBP	(1)	5.4	4.5	100.0	147.3
	SEK	(1)	6.7	4.5	500.0	53.2
	ZAR	(1)	2.1	9	250.0	25.6

**Table N Medium and long-term borrowings raised (continued)**  
(before swaps)

Month of issue	Subscription currency	Characteristics	Life (years)	Coupon (%) / Structure	Amount (million)	
					Currency	EUR
<b>PUBLIC BORROWING OPERATIONS</b>						
<b>September</b>						
	AUD	(1)	2.7	6.125	500.0	303.8
	CHF	(1)	12.8	2.375	150.0	91.9
	GBP	(1)	2.2	5.5	100.0	147.6
	GBP	(1)	3.2	4.25	100.0	147.7
	GBP	(1)	4.2	5.5	100.0	148.1
	GBP	(1)	3.2	4.25	150.0	221.0
	GBP	(1)	3.2	4.25	100.0	146.9
	GBP	(1)	5.1	EIB-FRN	145.0	212.9
	GBP	(1)	2.2	5.5	100.0	144.9
	NOK	(1)	7.4	4.25	200.0	25.6
	NOK	(1)	3.2	4.25	250.0	32.1
	NZD	(1)	4.9	7.75	400.0	205.1
	SEK	(1)	9.9	4.5	500.0	53.3
	TRY	(1)	15.0	EIB-zero-coupon	29.7	16.4
	USD	(1)	5.0	EIB-fixed	500.0	368.9
	USD	(1)	3.0	4.625	3 000.0	2 207.0
	USD	(1)	7.1	4.75	1 000.0	715.6
	USD	(1)	2.0	EIB-other	53.7	38.1
<b>October</b>						
	EUR	(1)	5.0	EIB-other	19.3	19.3
	EUR	(1)	2.0	EIB-other	14.9	14.9
	EUR	(2)	5.5	4.375	5 000.0	5 000.0
	BGN	(1)	5.0	5.25	25.0	12.8
	BGN	(1)	5.0	5.25	30.0	15.3
	CHF	(1)	20.0	3.375	200.0	122.1
	GBP	(1)	3.2	4.25	150.0	214.1
	GBP	(1)	3.2	4.25	150.0	214.4
	GBP	(1)	3.1	4.25	100.0	144.7
	GBP	(1)	2.1	5.5	100.0	144.8
	ISK	(1)	1.3	11.5	3 000.0	34.1
	NZD	(1)	6.9	6.5	100.0	53.6
	NZD	(1)	4.3	7	100.0	53.8
	NZD	(1)	3.0	7.75	200.0	108.0
	SEK	(1)	9.9	4.5	250.0	27.1
	SEK	(1)	13.1	5	500.0	54.3
	TRY	(1)	5.0	14.25	100.0	57.6
	USD	(1)	5.0	EIB-fixed	500.0	365.7
	USD	(1)	3.0	EIB-other	54.9	38.8
	ZAR	(1)	6.0	8	250.0	25.5
	ZAR	(1)	1.9	9	250.0	25.5
	ZAR	(1)	1.9	9	250.0	26.1
<b>November</b>						
	EUR	(2)	6.9	4.25	3 000.0	3 000.0
	CHF	(1)	28.6	3.125	75.0	44.7
	GBP	(1)	4.1	5.5	200.0	286.7
	GBP	(1)	4.1	5.5	100.0	143.2
	GBP	(1)	3.3	5.375	200.0	278.2
	GBP	(1)	3.3	5.375	100.0	140.3
	JPY	(1)	20.0	EIB-PRDC	1 987.0	11.9
	JPY	(1)	20.0	EIB-PRDC	4 134.0	24.8
	NOK	(1)	4.8	4.375	100.0	12.4
	NZD	(1)	3.0	7.75	100.0	53.2
	NZD	(1)	2.9	7.75	100.0	51.7
	NZD	(1)	4.1	7	100.0	52.0
	ZAR	(1)	3.2	10	250.0	25.7
<b>December</b>						
	HUF	(1)	2.3	6.5	10 000.0	39.5
	PLN	(1)	4.1	5.25	100.0	27.4
	SEK	(1)	6.4	4.5	255.0	27.3
<b>196 operations</b>					<b>51 136.3</b>	

**Table N Medium and long-term borrowings raised (continued)**  
(before swaps)

Month of issue	Subscription currency	Characteristics	Life (years)	Coupon (%) / Structure	Amount (million)	
					Currency	EUR
<b>PRIVATE BORROWING OPERATIONS</b>						
<b>January</b>						
	JPY	(1)	30.0	EIB-other	1 000.0	6.4
	USD	(1)	10.0	EIB-range-accruals	54.0	40.6
	USD	(1)	10.0	EIB-range-accruals	50.0	38.2
	USD	(1)	7.0	EIB-fixed	50.0	38.6
<b>February</b>						
	EUR	(1)	13.0	EIB-FRN	150.0	150.0
	JPY	(1)	30.0	EIB-other	3 000.0	19.0
	JPY	(1)	30.0	EIB-PRDC	1 000.0	6.4
	JPY	(1)	30.0	EIB-PRDC	5 000.0	31.5
	JPY	(1)	30.0	EIB-PRDC	5 000.0	31.8
	USD	(1)	10.0	EIB-range-accruals	50.0	38.6
	USD	(1)	10.0	EIB-range-accruals	50.0	38.6
<b>March</b>						
	CAD	(1)	30.2	EIB-zero-coupon	103.8	67.0
	CAD	(1)	30.2	EIB-zero-coupon	51.6	33.1
	JPY	(1)	30.0	EIB-other	5 200.0	32.9
	JPY	(1)	30.0	EIB-PRDC	1 000.0	6.4
	JPY	(1)	30.0	EIB-other	3 500.0	22.7
	JPY	(1)	30.0	EIB-other	2 000.0	13.0
	JPY	(1)	30.0	EIB-other	4 000.0	26.0
<b>April</b>						
	JPY	(1)	30.0	EIB-PRDC	2 500.0	15.9
	JPY	(1)	30.0	EIB-PRDC	1 000.0	6.2
	USD	(1)	30.0	EIB-zero-coupon	25.0	18.7
<b>May</b>						
	AUD	(1)	3.0	5.74	200.0	122.6
	JPY	(1)	30.0	EIB-other	2 850.0	17.7
<b>June</b>						
	JPY	(1)	30.0	EIB-PRDC	1 000.0	6.1
	USD	(1)	30.0	EIB-zero-coupon	29.9	22.4
<b>July</b>						
	EUR	(1)	2.4	4.5	2 000.0	2 000.0
	GBP	(1)	12.0	8.9375	59.6	88.7
	JPY	(1)	30.0	EIB-PRDC	1 000.0	6.1
	JPY	(1)	30.0	EIB-PRDC	2 000.0	12.0
	JPY	(1)	30.0	EIB-other	1 000.0	6.0
	JPY	(1)	20.0	EIB-PRDC	17 548.0	104.7
	JPY	(1)	30.0	EIB-PRDC	1 000.0	6.0
<b>August</b>						
	USD	(1)	1.7	EIB-zero-coupon	99.9	72.8
<b>September</b>						
	JPY	(1)	20.0	EIB-PRDC	9 187.0	58.3
	JPY	(1)	20.0	EIB-PRDC	1 082.0	6.9
<b>October</b>						
	JPY	(1)	30.0	EIB-PRDC	3 000.0	18.4
	USD	(1)	10.0	EIB-range-accruals	27.0	19.2
	USD	(1)	2.0	EIB-fixed	100.0	71.0
<b>November</b>						
	JPY	(1)	30.0	EIB-PRDC	1 000.0	6.1
	USD	(1)	3.0	EIB-fixed	100.0	69.8
	USD	(1)	10.0	EIB-range-accruals	25.0	17.4
<b>December</b>						
	JPY	(1)	30.0	EIB-PRDC	40 000.0	247.1
	JPY	(1)	40.0	EIB-zero-coupon	2 317.8	14.4
	USD	(1)	30.0	EIB-zero-coupon	30.0	20.3
		<b>44 operations</b>				<b>3 695.8</b>
<b>Grand Total</b>		<b>240 operations<sup>(*)</sup></b>				<b>54 832.1<sup>(*)</sup></b>

(1) Operations launched under MTN or debt issuance programmes.

(2) EARN

(\*) Of this amount, EUR 54.688 billion (235 transactions) was raised under the EUR 55 billion 2007 borrowing programme (EUR 54.725 billion raised) and EUR 144 million (5 transactions) formed part of the 2006 borrowing programme.

In establishing statistics on its borrowing operations, the EIB applies the conversion rates obtaining when the operation is launched to the amounts actually raised.

**Table O Borrowings raised (before swaps) from 2003 to 2007**

(Amounts in EUR million)

	2003		2004		2005		2006		2007	
	amount	%	amount	%	amount	%	amount	%	amount	%
<b>European Union</b>										
EUR	17 318	41	17 396	35	19 637	37	16 969	38	20 675	38
BGN	0	0	51	0	0	0	102	0	28	0
CZK	710	2	0	0	0	0	18	0	0	0
DKK	0	0	0	0	0	0	235	1	134	0
GBP	7 175	17	9 583	19	11 903	22	6 769	15	11 023	20
HUF	339	1	880	2	236	0	97	0	108	0
PLN	137	0	222	0	73	0	32	0	27	0
RON	0	0	0	0	0	0	0	0	90	0
SEK	442	1	329	1	174	0	309	1	893	2
SIT	0	0	17	0	0	0	0	0	0	0
SKK	94	0	0	0	0	0	0	0	0	0
<b>Total</b>	<b>26 215</b>	<b>62</b>	<b>28 478</b>	<b>57</b>	<b>32 023</b>	<b>61</b>	<b>24 530</b>	<b>54</b>	<b>32 979</b>	<b>60</b>
<b>Outside the European Union</b>										
AUD	470	1	1 065	2	756	1	1 813	4	905	2
CAD	0	0	193	0	0	0	0	0	659	1
CHF	161	0	0	0	709	1	703	2	445	1
HKD	122	0	67	0	0	0	101	0	0	0
ISK	0	0	0	0	243	0	420	1	261	0
JPY	2 201	5	1 418	3	1 431	3	1 205	3	2 198	4
MXN	0	0	0	0	183	0	0	0	0	0
NOK	226	1	0	0	38	0	424	1	196	0
NZD	0	0	329	1	1 134	2	875	2	1 344	2
RUB	0	0	0	0	0	0	0	0	115	0
TRY	0	0	0	0	1 375	3	943	2	1 097	2
TWD	412	1	0	0	0	0	0	0	0	0
USD	12 576	30	17 863	36	14 785	28	13 748	31	14 400	26
ZAR	153	0	474	1	251	0	280	1	234	0
<b>Total</b>	<b>16 321</b>	<b>38</b>	<b>21 409</b>	<b>43</b>	<b>20 906</b>	<b>39</b>	<b>20 512</b>	<b>46</b>	<b>21 853</b>	<b>40</b>
<b>Grand Total</b>	<b>42 536</b>	<b>100</b>	<b>49 888</b>	<b>100</b>	<b>52 929</b>	<b>100</b>	<b>45 041</b>	<b>100</b>	<b>54 832<sup>(*)</sup></b>	<b>100</b>
of which: fixed	38 971	92	42 406	85	47 155	89	41 158	91	50 790	93
of which: floating	3 565	8	7 482	15	5 774	11	3 884	9	4 042	7
<b>Medium and long-term operations</b>										
- Public borrowing operations	39 733	93	44 174	89	48 975	93	32 263	72	51 136	93
- Private borrowing operations	2 803	7	5 713	11	3 955	7	12 778	28	3 696	7

(\*) Of this amount, EUR 54.688 billion (235 transactions) was raised under the EUR 55 billion 2007 borrowing programme (EUR 54.725 billion raised) and EUR 144 million (5 transactions) formed part of the 2006 borrowing programme.

In establishing statistics on its borrowing operations, the EIB applies the conversion rates obtaining when the operation is launched to the amounts actually raised.

**Table P Borrowings raised (after swaps) from 2003 to 2007**

*(Amounts in EUR million)*

	2003		2004		2005		2006		2007	
	amount	%	amount	%	amount	%	amount	%	amount	%
<b>European Union</b>										
EUR	23 041	54	19 339	39	32 883	62	29 173	65	33 807	62
GBP	6 745	16	5 115	10	3 666	7	2 549	6	6 123	11
CZK	611	1	522	1	19	0	18	0	0	0
DKK	0	0	0	0	0	0	235	1	134	0
HUF	270	1	77	0	53	0	97	0	108	0
PLN	155	0	272	1	49	0	32	0	27	0
SEK	677	2	165	0	469	1	309	1	677	1
SKK	94	0	0	0	0	0	0	0	0	0
<b>Total</b>	<b>31 592</b>	<b>76</b>	<b>25 489</b>	<b>55</b>	<b>37 139</b>	<b>72</b>	<b>32 411</b>	<b>72</b>	<b>40 877</b>	<b>75</b>
<b>Outside the European Union</b>										
CHF	161	0	0	0	259	0	0	0	0	0
USD	9 862	23	20 785	42	14 261	27	12 462	28	13 955	25
NOK	0	0	0	0	38	0	88	0	0	0
ZAR	44	0	220	0	63	0	80	0	0	0
<b>Total</b>	<b>10 066</b>	<b>24</b>	<b>21 005</b>	<b>42</b>	<b>14 621</b>	<b>28</b>	<b>12 630</b>	<b>28</b>	<b>13 955</b>	<b>25</b>
<b>Grand Total</b>	<b>42 536</b>	<b>100</b>	<b>49 888</b>	<b>100</b>	<b>52 929</b>	<b>100</b>	<b>45 041</b>	<b>100</b>	<b>54 832 (*)</b>	<b>100</b>
<b>Medium and long-term operations</b>										
- Public borrowing operations	39 733	93	44 174	89	48 975	93	32 263	72	51 136	93
- Private borrowing operations	2 803	7	5 713	11	3 955	7	12 778	28	3 696	7

(\*) Of this amount, EUR 54.688 billion (235 transactions) was raised under the EUR 55 billion 2007 borrowing programme (EUR 54.725 billion raised) and EUR 144 million (5 transactions) formed part of the 2006 borrowing programme.

In establishing statistics on its borrowing operations, the EIB applies the conversion rates obtaining when the operation is launched to the amounts actually raised.

**Table Q Medium and long-term resources raised (after swaps) in ECU/EUR from 1981 to 2007**

*(Amounts in millions)*

Year	After swaps		
	Raised in ECU/EUR (A)	Total raised (B)	A/B as %
1981-2002	86 953	323 350	27%
2003	23 041	42 536	54%
2004	19 339	49 888	39%
2005	32 883	52 929	62%
2006	29 173	45 041	65%
2007	33 807	54 832 (*)	62%
<b>Total</b>	<b>225 195</b>	<b>568 576</b>	<b>40%</b>

From 1997 to 1998, euro-denominated issues with issue price and coupon initially payable in ECU.

**Euro introduced as from 1999.**

(\*) Of this amount, EUR 54.688 billion (235 transactions) was raised under the EUR 55 billion 2007 borrowing programme (EUR 54.725 billion raised) and EUR 144 million (5 transactions) formed part of the 2006 borrowing programme.

In establishing statistics on its borrowing operations, the EIB applies the conversion rates obtaining when the operation is launched to the amounts actually raised.

**Table R Borrowings raised in 2007 – Breakdown by currency before/after swaps**

(Amounts in EUR million)

	Before swaps		After swaps	
	Amount	%	Amount	%
Medium and long-term operations				
<b>European Union</b>	<b>32 979</b>	<b>60</b>	<b>40 877</b>	<b>75</b>
EUR	20 675	38	33 807	62
BGN	28	0	-	-
DKK	134	0	134	0
GBP	11 023	20	6 123	11
HUF	108	0	108	0
PLN	27	0	27	0
RON	90	0	-	-
SEK	893	2	677	1
<b>Outside the European Union</b>	<b>21 853</b>	<b>40</b>	<b>13 955</b>	<b>25</b>
AUD	905	2	-	-
CAD	659	1	-	-
CHF	445	1	-	-
ISK	261	0	-	-
JPY	2 198	4	-	-
NOK	196	0	-	-
NZD	1 344	2	-	-
RUB	115	0	-	-
TRY	1 097	2	-	-
USD	14 400	26	13 955	25
ZAR	234	0	-	-
<b>Grand total</b>	<b>54 832 (*)</b>	<b>100</b>	<b>54 832 (*)</b>	<b>100</b>
of which: fixed	50 790	93	-	0
of which: floating	4 042	7	54 832	100

(\*) Of this amount, EUR 54.688 billion (235 transactions) was raised under the EUR 55 billion 2007 borrowing programme (EUR 54.725 billion raised) and EUR 144 million (5 transactions) formed part of the 2006 borrowing programme.

In establishing statistics on its borrowing operations, the EIB applies the conversion rates obtaining when the operation is launched to the amounts actually raised.

**Table S Borrowings raised (before swaps) in 2007 under medium-term note or debt issuance programmes (excluding EARNs and stand-alone issues)**

(Amounts in EUR million)

	Number of transactions	Currency		EUR
<b>Total European Union</b>	<b>94</b>			<b>9 817</b>
	25	EUR	1 075	1 075
	2	BGN	55	28
	2	DKK	1 000	134
	47	GBP	5 385	7 926
	6	HUF	27 500	108
	1	PLN	100	27
	11	SEK	4 792	517
<b>Total outside the European Union</b>	<b>123</b>			<b>8 441</b>
	6	AUD	1 500	905
	4	CAD	1 005	659
	8	ISK	23 000	261
	28	JPY	124 306	771
	5	NOK	1 550	196
	15	NZD	2 100	1 132
	2	RUB	4 000	115
	15	TRY	2 030	1 097
	30	USD	4 150	3 071
	10	ZAR	2 250	234
<b>Total</b>	<b>217</b>			<b>18 258</b>





# European Investment Fund

## Equity Signatures

between 1 January 2007 and 31 December 2007

All figures in EUR m (historical xrate)

Resources	Fund Vehicle	Country	Signatures
<b>BMW (German Federal Ministry of Economics and Technology)</b>			<b>21.0</b>
	Creathor	Germany	0.3
	Neuhaus III GmbH & Co. KG	Multi-country	1.4
	Wellington Partners III Life Science Fund L.P.	Germany	4.2
	Wellington Partners IV Technology Fund	Multi-country	15.0
<b>Commission</b>			<b>49.7</b>
	Aescap Venture	Multi-country	3.5
	Baltcap Private Equity Fund	Multi-country	10.0
	Big Bang Ventures II	Belgium	5.3
	Capital-E	Multi-country	8.9
	Creandum II L.P.	Sweden	15.0
	Creathor	Germany	0.3
	Debaeque II FCR	Spain	1.4
	Gilde Healthcare II	Multi-country	1.2
	Wellington Partners III Life Science Fund L.P.	Germany	4.2
<b>EIB</b>			<b>379.4</b>
	Abingworth Bioventures 5	Multi-country	9.5
	Accent Equity 2008	Multi-country	24.0
	Actera Fund I	Turkey	40.0
	Cape Natixis II	Italy	12.0
	Consilium Private Equity Fund	Italy	12.0
	Eden Two	United Kingdom	11.7
	Explorer II	Portugal	9.0
	Gilde Healthcare II	Multi-country	0.9
	Global Venture Capital II	Multi-country	8.0
	GMT Communication Partners III	Multi-country	10.0
	Innovacom 6	Multi-country	16.0
	Istanbul Venture Capital Initiative iVCi	Turkey	42.0
	Kennet 3	Multi-country	16.0
	Litorina Kapital III	Sweden	15.5
	Lyceum Capital Fund II	United Kingdom	20.5
	Mercapital Spanish Buyout Fund III	Spain	45.0
	MVM Fund III L.P.	Multi-country	17.6
	Neuhaus III GmbH & Co. KG	Multi-country	1.2
	PenTechFund II	United Kingdom	7.7
	Royalton Capital Investors II	Central & Eastern Europe	13.0
	Scope Growth II	Multi-country	14.3
	TLcom II LP	Multi-country	14.0
	Turkish Private Equity Fund II	Turkey	7.5
	Wellington Partners IV Technology Fund	Multi-country	12.0
<b>EIF</b>			<b>70.7</b>
	Abingworth Bioventures 5	Multi-country	2.4
	Accent Equity 2008	Multi-country	6.0
	Actera Fund I	Turkey	4.0
	Cape Natixis II	Italy	3.0
	CD3	Belgium	4.0
	Consilium Private Equity Fund	Italy	3.0
	Eden Two	United Kingdom	2.9
	Explorer II	Portugal	1.0
	Gilde Healthcare II	Multi-country	0.2
	Global Venture Capital II	Multi-country	2.0
	Innovacom 6	Multi-country	4.0
	Istanbul Venture Capital Initiative iVCi	Turkey	8.0
	Kennet 3	Multi-country	4.0
	Litorina Kapital III	Sweden	3.9
	Lyceum Capital Fund II	United Kingdom	1.5
	Mercapital Spanish Buyout Fund III	Spain	5.0
	MVM Fund III L.P.	Multi-country	4.4
	Neuhaus III GmbH & Co. KG	Multi-country	0.2
	PenTechFund II	United Kingdom	1.9
	Royalton Capital Investors II	Central & Eastern Europe	2.0
	Scope Growth II	Multi-country	0.8
	TLcom II LP	Multi-country	1.0
	Turkish Private Equity Fund II	Turkey	2.5
	Wellington Partners IV Technology Fund	Multi-country	3.0
<b>Grand total</b>			<b>520.7</b>



## Guarantee Operations

EUR m

Resources	Contract name	Country	
<b>Own funds</b>			<b>1 389.2</b>
Credit enhancement			1 389.2
	Gracechurch Corporate Loans 2007-1	United Kingdom	41.0
	SMILE 2007	Netherlands	10.0
	PREPS 2007-1	Germany	15.0
	Promise-I 2002-1	Germany	109.5
	PULS CDO 2007	Pan EU	40.0
	FCC GIAC 6	France	22.5
	ETV	Pan EU	5.0
	Aqua Sme (Finibanco)	Portugal	15.0
	Ascot Black 2007	United Kingdom	234.3
	CoSMO	Germany	116.0
	S-Core	Germany	29.3
	MARS 2004 Secondary transaction	Netherlands	5.0
	ScandiNotes IV	Denmark	13.0
	Stichting MARS 2006	Netherlands	8.0
	Stichting MARS 2006	Netherlands	3.5
	Noble Venture Finance II	Pan EU	29.5
	Anaptyxi 2006-1 Secondary	Greece	11.0
	Gracechurch Corporate Loans 2005-1 - Secondary 1	United Kingdom	46.0
	SMILE 2007-1 Secondary	Netherlands	7.5
	Goodwood Gold SME CLO	United Kingdom	109.7
	ScandiNotes V	Germany	146.2
	BEST SME 2007	Netherlands	80.0
	Gracechurch Corporate Loans 2005-1 - Secondary 2	United Kingdom	10.0
	Millennium Lease	Poland	18.8
	Fortis SME CLO	Belgium	263.4
<b>MAP (Multiannual Programme for Enterprise and Entrepreneurship)</b>			<b>8.0</b>
	Banka Koper - LGF (SMEG 2001)	Slovenia	8.0
<b>Grand total</b>			<b>1 397.2</b>

## Conversion rates

The conversion rates used by the EIB during each quarter for recording statistics of its financing operations – contract signatures and disbursements – as well as of its borrowings are those obtaining on the last working day of the previous quarter; in 2007, these were as follows:

1 euro =	EUR	
Austrian Schilling	ATS	13.7603
Belgian franc	BEF	40.3399
German Mark	DEM	1.95583
Spanish peseta	ESP	166.386
Finnish markka	FIM	5.94573
French franc	FRF	6.55957
Greek drachma	GRD	340.750
Irish pound	IEP	0.787564
Italian lira	ITL	1936.27
Luxembourg franc	LUF	40.3399
Netherlands guilder	NLG	2.20371
Portuguese escudo	PTE	200.482
Tolar	SIT	239.64


		31.12.2006	31.03.2007	30.06.2007	30.09.2007
		1 <sup>st</sup> quarter 2007	2 <sup>nd</sup> quarter 2007	3 <sup>rd</sup> quarter 2007	4 <sup>th</sup> quarter 2007
<b>Community currencies</b>					
Lev	BGN	1.9558	1.9558	1.9558	1.9558
Cyprus pound	CYP	0.5782	0.5807	0.5837	0.5842
Czech koruna	CZK	27.485	28.035	28.718	27.532
Danish krone	DKK	7.456	7.4499	7.4422	7.4544
Estonian kroon	EEK	15.6466	15.6466	15.6466	15.6466
Pound sterling	GBP	0.6715	0.6793	0.674	0.6968
Forint	HUF	251.77	248	246.15	250.69
Litas	LTL	3.4528	3.4528	3.4528	3.4528
Lats	LVL	0.6972	0.7096	0.6963	0.7038
Maltese lira	MTL	0.4293	0.4293	0.4293	0.4293
Zloty	PLN	3.831	3.8697	3.7677	3.773
Romanian leu	RON	3.3835	3.364	3.134	3.3441
Swedish krona	SEK	9.0404	9.337	9.2525	9.2147
Tolar	SIT	239.64	-	-	-
Slovak koruna	SKK	34.435	33.381	33.635	33.877
<b>Non-Community currencies</b>					
Australian dollar	AUD	1.6691	1.6506	1.5885	1.6073
Canadian dollar	CAD	1.5281	1.5487	1.4245	1.4122
Swiss franc	CHF	1.6069	1.6215	1.6553	1.6601
Hong Kong dollar	HKD	10.2409	10.4322	10.5569	11.0055
Icelandic krona	ISK	93.13	88.24	84.26	87.87
Yen	JPY	156.93	156.75	166.63	163.55
Mexican peso	MXN	14.2647	14.7152	14.5554	15.4995
Norwegian krone	NOK	8.238	8.102	7.9725	7.7185
New Zealand dollar	NZD	1.8725	1.8713	1.7502	1.8737
Russian ruble	RUB	34.68	34.702	34.807	35.349
Turkish lira	TRY	1.864	1.8598	1.774	1.7159
New Taiwan dollar	TWD	42.918	44.062	44.238	46.389
United States dollar	USD	1.317	1.3352	1.3505	1.4179
South African rand	ZAR	9.2124	9.7745	9.5531	9.7562





## EIB Group Addresses



### European Investment Bank

**www.eib.org** –  **info@eib.org**


100, boulevard Konrad Adenauer  
L-2950 Luxembourg

 (+352) 43 79 1  
 (+352) 43 77 04



Please consult the Bank's website for the updated list of existing offices and their contact details.



### European Investment Fund

**www.eif.org** –  **info@eif.org**

43, avenue J.F. Kennedy  
L-2968 Luxembourg

 (+352) 42 66 88 1  
 (+352) 42 66 88 200

The EIB wishes to thank the following promoters and suppliers for the photographs illustrating this report:

EIB photographic library (pp. cover, 4, 6, 9, 10, 12, 14, 15, 17, 19,20, 21, 24, 26,27, 28, 29, 31, 55), Glaverbel (p.7), Deutsche Telekom (p.8), Metropolitana de Madrid S.A. (p. 10), Solar Millennium AG (p.11), Assistance Publique-Hôpitaux de Marseille (p. 12), SNCF (p.13), Telecom Italia (p.15), CFL (p.16), Infineon Technologies Austria AG (p.18), Termoelektrarna Šoštanj d.o.o (p. 21), Stora Enso Oyj (p. 22), Transport for London (p. 23), Turkish Airlines Inc. (p. 25)

For further information on the EIB's activities, please consult our website ([www.eib.org](http://www.eib.org)), which contains a regularly updated complete list of projects. You can also contact the Info-Desk, Communication Department, tel. (+352) 43 79 - 22000, fax (+352) 43 79 - 62000.







European Investment Bank Group • European Investment Bank Group • European Investment Bank Group • European Investment Bank Group

