

2019

STATISTICAL REPORT



European
Investment
Bank

The EU bank

EUROPEAN INVESTMENT BANK

2019

STATISTICAL REPORT

European Investment Bank Statistical Report 2019

© European Investment Bank, 2020.

98 -100, boulevard Konrad Adenauer – L-2950 Luxembourg

☎ +352 4379-1

✉ info@eib.org

www.eib.org

twitter.com/eib

facebook.com/europeaninvestmentbank

youtube.com/eibtheeubank

All rights reserved.

All questions on rights and licensing should be addressed to publications@eib.org

The EIB wishes to thank the following promoters and suppliers for the photographs illustrating this report.

Photo credits: Getty Images/Don Smith. All rights reserved.

Authorisation to reproduce or use these photos must be requested directly from the copyright holder.

For further information on the EIB's activities, please consult our website, www.eib.org.

You can also contact info@eib.org. Get our e-newsletter at www.eib.org/sign-up

Published by the European Investment Bank.

Editors: EIB Editorial Team

Layout: EIB Graphic Team

Printed on Munken Polar, bouffant 1.13, FSC Mix.

The EIB uses paper certified by the Forest Stewardship Council (FSC). Because it's made by people who like trees.

FSC promotes environmentally sound, socially beneficial, and economically viable management of the world's forests.

We all know reading is good for you. It's good for the planet, too – as long as you read on the right paper.

print: QH-AC-20-001-EN-C ISBN: 978-92-861-4579-7 ISSN: 1725-3632 doi: 10.2867/142406

pdf: QH-AC-20-001-EN-N ISBN: 978-92-861-4580-3 ISSN: 2363-3697 doi: 10.2867/501513

Printed by Imprimerie Centrale



THE EUROPEAN INVESTMENT BANK is the European Union's bank and the world's biggest multilateral lender. Owned by the Member States, we strive to implement EU policy goals inside and outside Europe.

But what does that mean in practice? Our job is to fund sustainable projects in four areas: climate and the environment, infrastructure, innovation and small and medium-sized businesses, the engine of job growth in Europe. Financing small businesses shall be especially important this year, as the world is battling the effects the devastating COVID-19 virus is having on the healthcare systems and the economy. Those efforts will be visible in our report next year.

The 2019 Statistical Report gives granular information on our lending and borrowing activities. For an overview, read the 2019 highlights to find out how much money we invested and where, and in which currencies we raised our funds. Next comes a geographical breakdown of signed financing contracts, which tells you how the funding pie was shared among EU countries and among regions outside of Europe.

The body of the report contains country profile pages for the EU Member States, with graphs breaking down our lending to different economic sectors and charts showing how our financing activity compares to the previous five years. These pages also include comprehensive lists of projects signed in each country and the amount of money committed, along with indicators of the policy goals addressed.

Additional pages list projects signed in regions outside of Europe.

For a deeper understanding of trends in our lending, look at the supplement, which lays out investments by country and by policy objective and economic sector for 2019 and then over the 2015-2019 period. The supplement also provides detailed data on the money we raised through our own borrowing.

Finally, the end of the report summarises the European Investment Fund's 2019 activity and lists investments in three main categories: equity signatures, guarantees and inclusive finance.

CONTENTS

6 EUROPEAN INVESTMENT BANK: Highlights 2019

7 Geographical breakdown of signed finance contracts

8 European Union

8	Austria	23	Germany	37	Poland
10	Belgium	25	Greece	39	Portugal
12	Bulgaria	27	Hungary	40	Regional – EU countries
13	Croatia	28	Ireland	42	Romania
14	Cyprus	29	Italy	43	Slovakia
15	Czech Republic	32	Latvia	44	Slovenia
16	Denmark	33	Lithuania	45	Spain
17	Estonia	34	Luxembourg	48	Sweden
18	Finland	35	Malta	49	United Kingdom
20	France	36	Netherlands		

48 Outside the European Union

50	European Free Trade Association (EFTA) countries
50	Candidate countries
51	Potential candidate countries
51	Eastern Europe, Southern Caucasus
52	Mediterranean countries
53	African, Caribbean and Pacific (ACP) states
56	OCT
56	South Africa
57	Asia
57	Central Asia
58	Latin America

59 Statistical supplement

80 EUROPEAN INVESTMENT FUND: Highlights 2019

81	Equity signatures
85	Guarantee signatures
89	Inclusive finance signatures

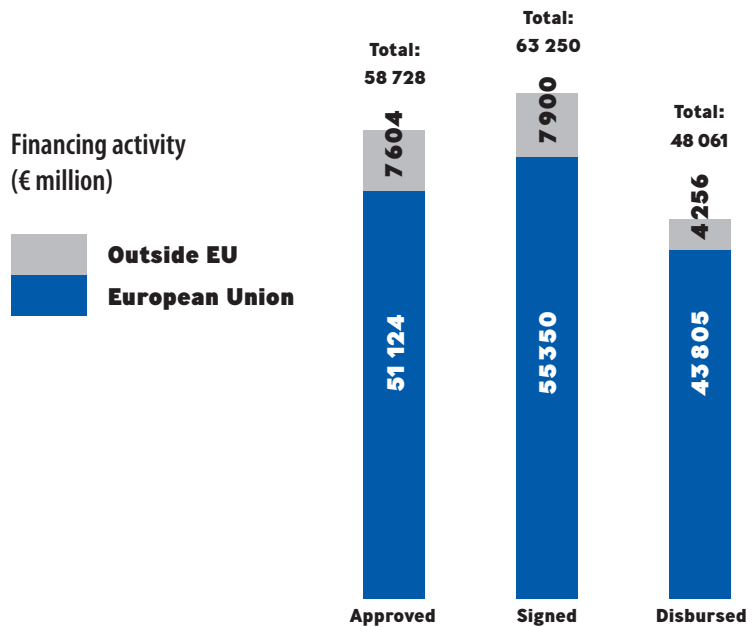
EUROPEAN INVESTMENT BANK

HIGHLIGHTS 2019

Resources raised (before swaps) (€million)



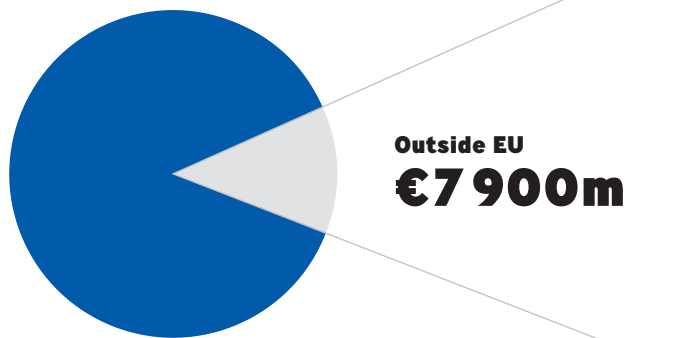
Total:
€50 332m



Geographical breakdown of signatures (€ million)

Total:
€63 250m

European Union
€55 350m



GEOGRAPHICAL BREAKDOWN OF SIGNED FINANCE CONTRACTS

(€ million)

	2019		2015-2019	
	Amount	%	Amount	%
Austria	1 554	2.5	7 241	2.1
Belgium	1 730	2.7	9 184	2.7
Bulgaria	210	0.3	1 095	0.3
Croatia	466	0.7	2 335	0.7
Cyprus	230	0.4	1 206	0.4
Czech Republic	1 308	2.1	3 763	1.1
Denmark	839	1.3	3 247	0.9
Estonia	237	0.4	813	0.2
Finland	1 713	2.7	8 654	2.5
France	6 929	11.0	36 383	10.6
Germany	5 339	8.4	30 922	9.0
Greece	2 031	3.2	8 648	2.5
Hungary	702	1.1	4 257	1.2
Ireland	960	1.5	4 265	1.2
Italy	9 696	15.3	48 952	14.3
Latvia	246	0.4	576	0.2
Lithuania	47	0.1	1 147	0.3
Luxembourg	215	-	614	0.2
Malta	78	0.1	239	0.1
Netherlands	2 477	3.9	11 333	3.3
Poland	4 394	6.9	23 344	6.8
Portugal	1 379	2.2	7 263	2.1
Regional - EU countries	996	1.6	4 176	1.2
Romania	766	1.2	4 310	1.3
Slovakia	204	0.3	3 242	0.9
Slovenia	184	0.3	1 231	0.4
Spain	8 093	12.8	47 443	13.9
Sweden	1 871	3.0	8 918	2.6
United Kingdom	456	0.7	18 033	5.3
European Union	55 350	87.5	302 838	88.6
<i>of which third-party resources</i>	<i>444</i>		<i>1 134</i>	
EFTA countries ⁽¹⁾	113	0.2	1 187	0.3
Candidate countries	551	0.9	7 713	2.3
Potential candidate countries	98	0.2	602	0.2
Eastern Europe, Southern Caucasus	1 300	2.1	5 768	1.7
Mediterranean countries	2 261	3.6	9 325	2.7
ACP / OCT States	1 300	2.1	6 062	1.8
South Africa	100	0.2	436	0.1
Asia, Central Asia	1 349	2.1	4 644	1.4
Latin America	829	1.3	3 255	1.0
Outside EU	7 900	12.5	38 991	11.4
<i>of which third-party resources</i>	<i>913</i>		<i>3 819</i>	
Total	63 250	100.0	341 829	100.0

Note:

Amounts are expressed in € million.

For recording statistics of its financing operations – contract signatures and disbursements – the EIB uses the following conversion rates:

– before 2015, conversion rates obtaining on the last working day of the month before the date of the operation;

– after 2015, conversion rates obtaining on the day of the date of the operation.

As round figures are used, it is possible that the totals do not correspond to the sum of the individual amounts.

The public policy objectives were defined in the Operational Plan 2019. In the list of operations within the European Union, the public policy objectives with which loans comply are indicated in the right-hand column:

Creating a healthy and safe ENVIRONMENT

EP Environmental Protection and Natural Resource Efficiency

RE-EE Renewable Energy and Energy Efficiency

ST Sustainable Transport - Urban and Inter-urban

Building an efficient INFRASTRUCTURE

CSE Competitive and Secure Energy

TD Integrated Territorial Development

TEN-T Strategic Transport including TEN Transport

INNOV Innovation and Skills

SME Supporting SMEs and mid-caps

Transversal indicators

C Economic and Social Cohesion

CA Climate Action

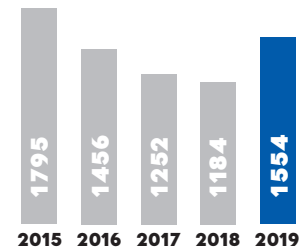
In the list of operations outside the European Union loans from own resources are indicated by ✳, and financing operations from third-party resources, in the form of either a conditional loan or an equity participation, by ▲.

⁽¹⁾ European Free Trade Association (EFTA).

EUROPEAN UNION

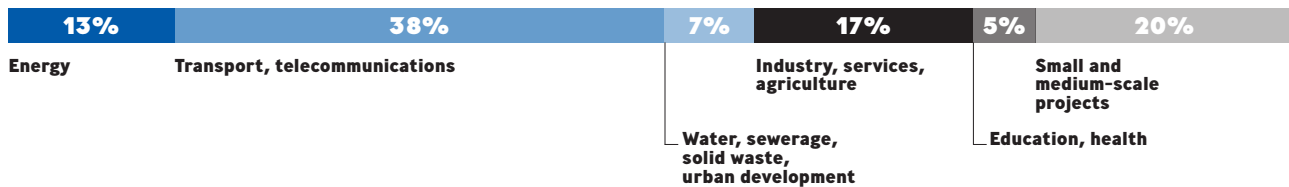
AUSTRIA

Signatures
2015-2019 (in € million)



Source: EIB

EIB lending by sector from 2015 to 2019



€1 554 million

Project Name	Beneficiary	Amount (€ million)	EP	RE-EE	ST	CSE	TD	TEN-T	INNOV	SME	C	CA
CITYJET REGIONAL ROLLING STOCK	OEBB-PERSONENVERKEHR AG	50.0										
VIENNA SCHOOL PPP CAMPI ARON MENCZER AND ASPERN	STADT WIEN	47.3										
ZUMTOBEL LIGHTING RDI	ZUMTOBEL LIGHTING GMBH	25.6										
KARAWANKENTUNNEL ASFINAG	ASFINAG AUTOBAHNEN- UND SCHNELLSTRASSEN-FINANZIERUNGS AG	95.0										
AFFORDABLE HOUSING HYPO NOE	HYPO NOE LANDESBANK FUER NIEDEROESTERREICH UND WIEN AG	75.0										
AFFORDABLE HOUSING ERSTE BANK	ERSTE BANK DER OESTERREICHISCHEN SPARKASSEN AG	100.0										
ALGEA (EGFF)	MARINOMED BIOTECH AG	15.0										
AFFORDABLE HOUSING RLBNW	RAIFFEISENLANDESBANK NIEDEROESTERREICH-WIEN AG	75.0										
OTTOBOCK RESEARCH PROGRAMME	OTTOBOCK SE UND CO KGAA	50.0										
OEPNV GRAZ	LANDESHAUPTSTADT GRAZ	100.0										
VOESTALPINE RDI AND ADVANCED MANUFACTURING	VOESTALPINE AG	150.0										
	VOESTALPINE AG	150.0										
BITMOVIN (EGFF)	BITMOVIN GMBH	20.0										
PRIMARY HEALTH CARE CENTRES AUSTRIA	ERSTE BANK DER OESTERREICHISCHEN SPARKASSEN AG	30.0										
	VOLKSBANK WIEN AG	20.0										
ROBART ROBOTIC NAVIGATION SYSTEMS (EGFF)	ROBART GMBH	9.0										

EP Environmental protection
RE-EE Renewable energy and energy efficiency

ST Sustainable transport
CSE Competitive and secure energy

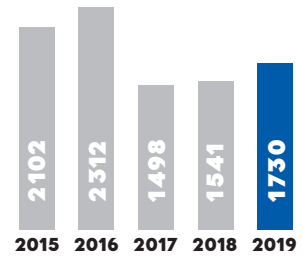
TD Integrated territorial development
TEN-T TEN Transport

AUSTRIA (CONTINUED)

			EP	RE-EE	ST	CSE	TD	TEN-T	INNOV	SME	C	CA
ESTAG NETWORK INVESTMENT AND GREEN LOAN	ENERGIE STEIERMARK AG	180.0	■	■	■	■	■	■	■	■	■	■
SMART GRID AND WATER INFRASTRUCTURE LINZ	LINZ AG FUER ENERGIE TELEKOMMUNIKATION VERKEHR UND KOMMUNALE DIENSTE	150.0	■	■	■	■	■	■	■	■	■	■
RLB TYROL LOAN FOR SMES AND MIDCAPS II	RAIFFEISEN-LANDESBANK TIROL AG	30.0	■	■	■	■	■	■	■	■	■	■
RLB VORARLBERG MULTI-OBJECTIVE MBIL	RAIFFEISENLANDESBANK VORARLBERG WAREN-UND REVISIONSVERBAND RGMBH	29.8	■	■	■	■	■	■	■	■	■	■
HYPO TIROL LOAN FOR SMES MIDCAPS OTHER PRIORITES	HYPO TIROL BANK AG	20.0	■	■	■	■	■	■	■	■	■	■
RVS LOAN FOR SMES MIDCAPS & OTHER OBJECTIVES	RAIFFEISENVERBAND SALZBURG EGEN	52.7	■	■	■	■	■	■	■	■	■	■
RBI LOAN FOR SMES AND MIDCAPS AND INNOVATION	RAIFFEISEN BANK INTERNATIONAL AG	80.0	■	■	■	■	■	■	■	■	■	■

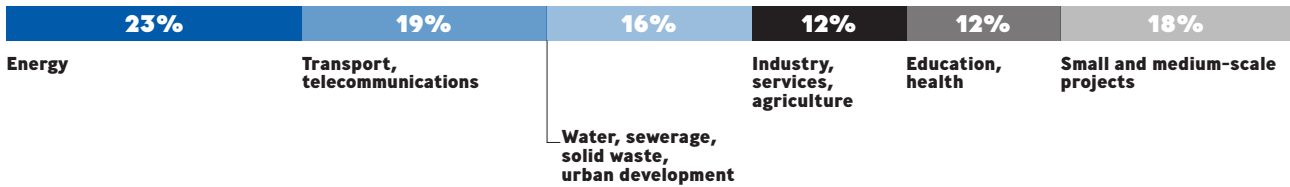
BELGIUM

Signatures
2015-2019 (in € million)



Source: EIB

EIB lending by sector from 2015 to 2019



€1 730 million

Project Name	Beneficiary	Amount (€ million)	EP	RE-EE	ST	CSE	TD	TEN-T	INNOV	SME	C	CA
CHARLEROI HOSPITAL (GHDC)	GRAND HOPITAL DE CHARLEROI ASBL	200.0										
OOSTERWEEL CONNECTION	VLAAMS GEWEST, BEHEERSMAATSCHAPPIJ ANTWERPEN MOBIEL	250.0										
UNIVERSITE DE NAMUR RESEARCH EDUCATION INFRA	UNIVERSITE DE NAMUR	35.0										
TRAM DE LIEGE	SOCIETE REGIONALE WALLONNE DU TRANSPORT	193.4										
WALLOON BRABANT SUSTAINABLE INFRASTRUCTURE INBW	IN BW ASSOCIATION INTERCOMMUNALE	80.0										
SOFICO - WALLOON WATERWAYS & ROADS MODERNISATION	SOCIETE WALLONNE DE FINANCEMENT COMPLEMENTAIRE DES INFRASTRUCTURES	200.0										
BOELS CONSTRUCTION EQUIPMENT	BOELS VERHUUR BV	10.0										
ECOSLOPS	ECOSLOPS SA	8.2										
RTBF MEDIA SQUARE	RADIO-TELEVISION BELGE DE LA COMMUNAUTE FRANCAISE	60.0										
PMV CORPORATE LOANS PLATFORM	PMV CORPORATE LOANS	60.0										
APERAM ADVANCED STAINLESS STEEL MANUFACTURING	APERAM SA	88.0										
RDI FOR SUSTAINABLE PRODUCTIVITY SOLUTIONS	ATLAS COPCO AB	117.0										
UNIVERCELLS (IDFF)	UNIVERCELLS SA	20.0										
PURATOS RDI PROGRAMME	PURATOS GROUP NV	50.0										
FLANDERS SUSTAINABLE WASTEWATER TREATMENT (AQF)	AQUAFIN NV	100.0										
FAMOCO (EGFF)	FAMOCO SAS	9.1										

EP Environmental protection
RE-EE Renewable energy and energy efficiency

ST Sustainable transport
CSE Competitive and secure energy

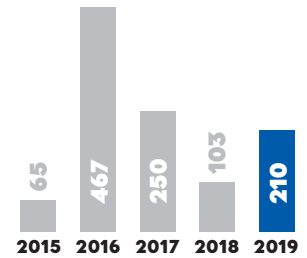
TD Integrated territorial development
TEN-T TEN Transport

BELGIUM (CONTINUED)

			EP	RE-EE	ST	CSE	TD	TEN-T	INNOV	SME	C	CA
RIVERROCK SENIOR LOAN FUND I	RIVERROCK MASTER FUND VI SCA SICAV-RAIF - SENIOR LOAN FEEDER FUND I	10.0	■	■	■	■	■	■	■	■	■	■
KBC BANK FOCUSED LOAN FOR SMES AND MID-CAPS	KBC BANK NV	150.0	■	■	■	■	■	■	■	■	■	■
ING BANK LOAN SUSTAINABLE PROJECTS SMES&MIDCAPS	ING BANK NV	89.8	■	■	■	■	■	■	■	■	■	■

BULGARIA

Signatures
2015-2019 (in € million)



Source: EIB

EIB lending by sector from 2015 to 2019

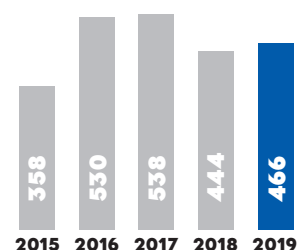


€210 million

Project Name	Lead Institution	Amount (€ million)	EP	RE-EE	ST	CSE	TD	TEN-T	INNOV	SME	C	CA
BEH IGB INTERCONNECTOR	ICGB AD	90.9										
FOOD PRODUCTION MODERNISATION	ZPOW AGROS NOVA SP ZOO SP K, TYMBARK-MWS SP ZOO SK, TYMBARK BULGARIA EOOD, POLSKIE ZAKLADY ZBOZOWE LUBELLA GMW SP ZOO SK, MASPEX ROMANIA SRL, EKOLAND SP ZOO	3.4										
SOFTWARE GROUP (EGFF)	SOFTWARE GROUP BG AD	18.0										
KCM LEAD ZINC CAPACITY EXPANSION	KCM AD	65.0										
RAIFFEISEN LEASING BG LOAN FOR SMES AND MIDCAPS	RAIFFEISEN LEASING BULGARIA EOOD	20.0										
BSTDB LOAN FOR SMES AND MID-CAPS	BLACK SEA TRADE AND DEVELOPMENT BANK	12.5										

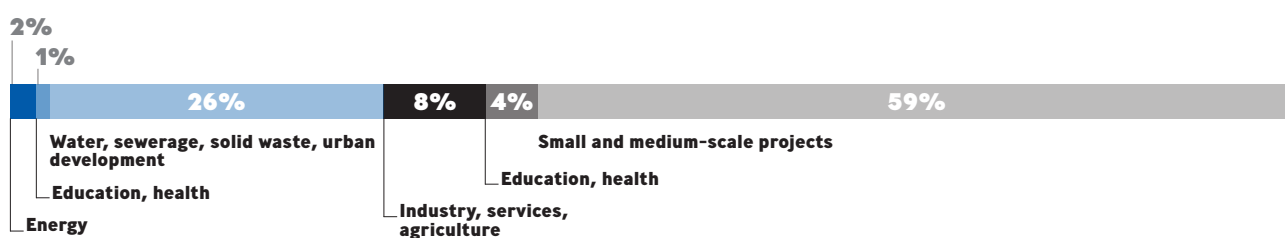
CROATIA

Signatures
2015-2019 (in € million)



Source: EIB

EIB lending by sector from 2015 to 2019

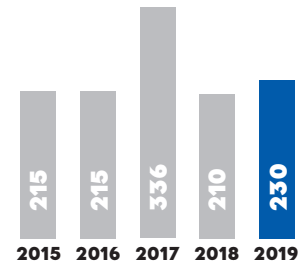


€466 million

			EP	RE-EE	ST	CFE	TD	TEN-T	INNOV	SME	C	CA
RIJEKA GENERAL HOSPITAL (KBCRI)	KLINICKI BOLNICKI CENTAR RIJEKA, HRVATSKA BANKA ZA OBNOVU I RAZVITAK	50.0	■	■	■	■	■	■	■	■	■	■
ISTRA CAMPING SITE MODERNISATION	VALAMAR RIVERA DD ZA TURIZAM	23.0	■	■	■	■	■	■	■	■	■	■
HBOR LOAN FOR MIDCAPS & OTHER PRIORITIES II	HRVATSKA BANKA ZA OBNOVU I RAZVITAK	292.5	■	■	■	■	■	■	■	■	■	■
ESB LOAN FOR SMES MIDCAPS AND OTHER PRIORITIES	ERSTE & STEIERMAERKISCHE BANK DD	100.0	■	■	■	■	■	■	■	■	■	■

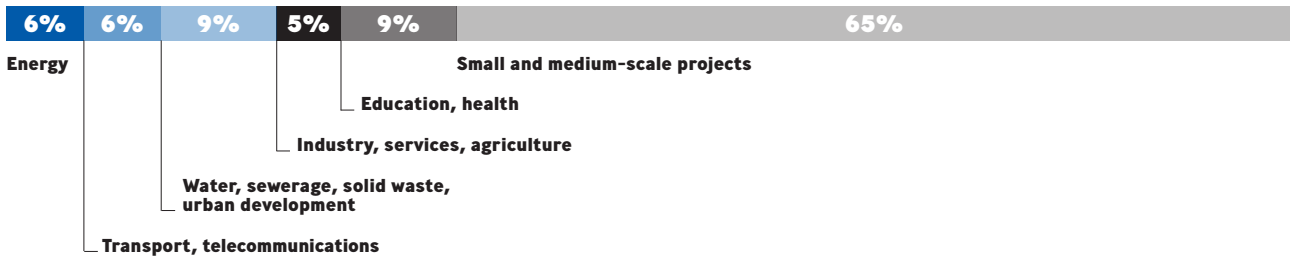
CYPRUS

Signatures
2015-2019 (in € million)



Source: EIB

EIB lending by sector from 2015 to 2019

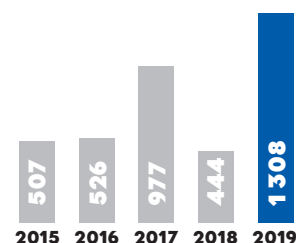


€230 million

Instrument	Beneficiary	Amount (€ million)	EP	RE-EE	ST	CSE	TD	TEN-T	INNOV	SME	C	CA
CYPRUS EU FUNDS CO-FINANCING 2014-2020	REPUBLIC OF CYPRUS	40.0	■	■	■	■	■	■	■	■	■	■
CYPRUS RE AND EE SMALL INVESTMENTS	REPUBLIC OF CYPRUS	40.0	■	■	■	■	■	■	■	■	■	■
CYPRUS BANKS LOAN FOR SMES AND MIDCAPS VI	BANK OF CYPRUS PUBLIC COMPANY LTD	100.0	■	■	■	■	■	■	■	■	■	■
	RCB BANK LTD	50.0	■	■	■	■	■	■	■	■	■	■

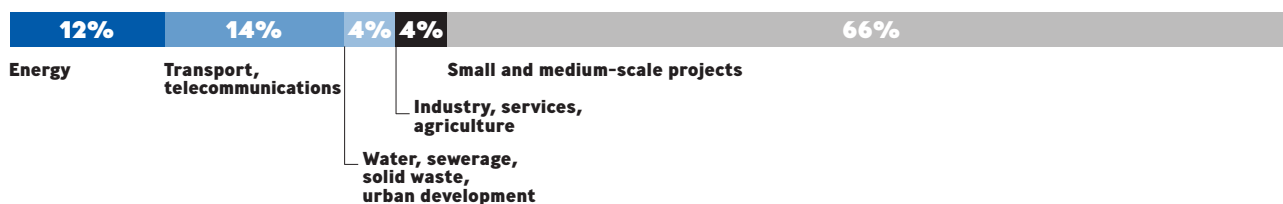
CZECH REPUBLIC

Signatures
2015-2019 (in € million)



Source: EIB

EIB lending by sector from 2015 to 2019

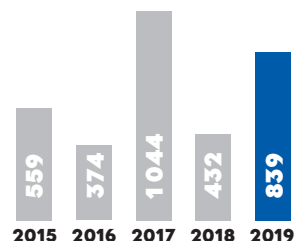


€1 308 million

Project Name	Counterparty	Amount (€ million)	EP	RE-EE	ST	CSE	TD	TEN-T	INNOV	SME	C	CA
CESKA SME AND MIDCAP MEZZANINE ABS	EUROPEAN INVESTMENT FUND	76.5										
CZECH RAILWAY INFRASTRUCTURE REHABILITATION	SPRAVA ZELEZNICNI DOPRAVNI CESTY	444.9										
PILSEN PUBLIC TRANSPORT	PLZENSKE MESTSKE DOPRAVNI PODNIKY AS	50.0										
CEZ DISTRIBUTION NETWORK UPGRADE	CEZ DISTRIBUCE AS	330.0										
CSOB CLIMATE ACTION & OTHER PRIORITIES MBIL	CESKOSLOVENSKA OBCHODNI BANKA AS	50.0										
UNICREDIT LEASING CZ LOAN FOR SMES AND MIDCAPS	UNICREDIT LEASING CZ AS	50.0										
KOMERCNI BANKA CZ MULTI-OBJECTIVE MBIL	KOMERCNI BANKA AS	120.0										
SGEF CZ LOAN FOR SMES AND MIDCAPS VIII	SG EQUIPMENT FINANCE CZECH REPUBLIC SRO	43.0										
SGEF CZ CLIMATE ACTION AND OTHER PRIORITIES II	SG EQUIPMENT FINANCE CZECH REPUBLIC SRO	144.0										

DENMARK

Signatures
2015-2019 (in € million)



Source: EIB

EIB lending by sector from 2015 to 2019

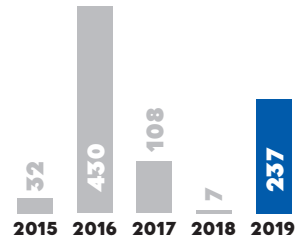


€839 million

Project Name	Beneficiary	Amount (€ million)	EP	RE-EE	ST	CSE	TD	TEN-T	INNOV	SME	C	CA
VAEKSTFONDEN EQUITY CO-INVESTMENT PLATFORM	ACCEPTABLE CORPORATE(S)	75.0										
FEHMARNBELT TUNNEL LINK	A/S FEMERN LANDANLAEG	200.0										
CPH AIRPORT EXPANSION II	KOEBENHAVNS LUFTHAVNE A/S	93.7										
NOVOZYMES BIOTECHNOLOGY INNOVATION II	NOVOZYMES A/S	100.0										
DEMANT - ADVANCED TECHNOLOGY HEARING AIDS RDI	DEMANT A/S	86.7										
CHR HANSEN BIOSCIENCE INNOVATION	CHR. HANSEN HOLDING A/S	108.0										
SG FINANS LEASING LOAN FOR SMES III	SG FINANS AS	75.0										
JYSKE LOAN FOR SMES AND MIDCAPS II	JYSKE BANK A/S	100.5										

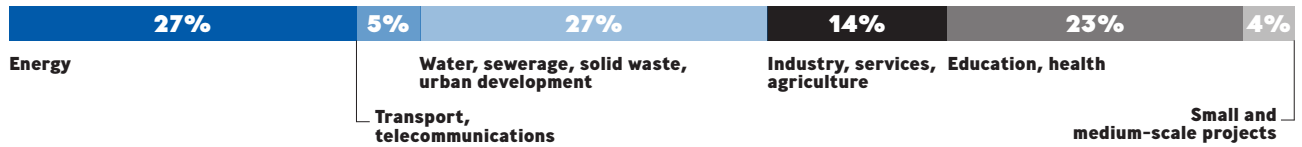
ESTONIA

Signatures
2015-2019 (in € million)



Source: EIB

EIB lending by sector from 2015 to 2019

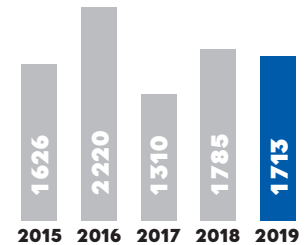


€237 million

Project Name	Beneficiary	Amount (€ million)	EP	RE-EE	ST	CFE	TD	TEN-T	INNOV	SME	C	CA
TARTU EDUCATION AND URBAN INFRASTRUCTURE	CITY OF TARTU	20.0										
EESTI ENERGIA DISTRIBUTION NETWORK	ELEKTRILEVI OU	175.0										
BOLT (EGFF)	BOLT TECHNOLOGY OUE	29.0										
UNICREDIT LEASING LATVIA LOAN FOR SMES II	UNICREDIT LEASING SIA	12.5										

FINLAND

Signatures 2015-2019 (in € million)



Source: EIB

EIB lending by sector from 2015 to 2019



€1 713 million

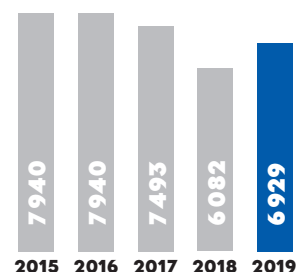
Project Name	Beneficiary	Amount (€ million)	EP	RE-EE	ST	CSE	TD	TEN-T	INNOV	SME	C	CA
OULU UNIVERSITY HOSPITAL	POHJOIS-POHJANMAAN SAIRAANHOITOPAIRIN KUNTAYHTYMAE	85.0										
EC-EIB SME INITIATIVE FINLAND	EUROPEAN INVESTMENT FUND	126.8										
OULU URBAN INFRASTRUCTURE II	OULUN KAUPUNKI	200.0										
SATO - ENERGY EFFICIENT BUILDINGS	SATO OYJ	30.0										
TURKU URBAN INFRASTRUCTURE	TURUN KAUPUNKI	150.0										
MIDWAY ALIGNMENT VAASA UMEA FERRY	VAASAN KAUPUNKI, UMEAA KOMMUN, KVARKEN LINK OY	35.0										
HOIVATILAT CARE PREMISES	SUOMEN HOIVATILAT OYJ	20.0										
TAMPERE CENTRAL WASTE WATER TREATMENT PLANT	TAMPEREEN SEUDUN KESKUSPUHDISTAMO OY	150.0										
DNA 4G & 5G NETWORK EXPANSION	DNA OYJ	40.0										
KONE INNOVATIVE PEOPLE FLOW RDI	KONE OYJ	183.0										
ORION CORE THERAPEUTIC RDI	ORION OYJ	100.0										
KYMSOTE HOSPITALS	KYMENLAAKSON SOSIAALI- JA TERVEYSPALVELUJEN KUNTAYHTYMAE	120.0										
FINGRID TRANSMISSION UPGRADE	FINGRID OYJ	100.0										

FINLAND (CONTINUED)

			EP	RE-EE	ST	CSE	TD	TEN-T	INNOV	SME	C	CA
HELSINKI AIRPORT EXPANSION II	FINAVIA OYJ	150.0	■	■	■	■	■	■	■	■	■	■
VANTAA EDUCATION INFRASTRUCTURE II	VANTAAN KAUPUNKI	140.0	■	■	■	■	■	■	■	■	■	■
MOBIDIAG (EGFF)	MOBIDIAG OY	25.0	■	■	■	■	■	■	■	■	■	■
RDI FOR DOOR SOLUTIONS	ASSA ABLOY AB (PUBL)	18.4	■	■	■	■	■	■	■	■	■	■
FAZER - XYLITOL FACTORY	OY KARL FAZER AB	40.0	■	■	■	■	■	■	■	■	■	■

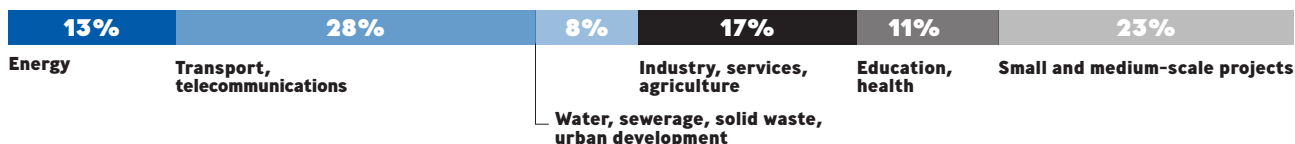
FRANCE

Signatures 2015-2019 (in € million)



Source: EIB

EIB lending by sector from 2015 to 2019



€6 929 million

Project Name	Partner	Amount (€ million)	EP	RE-EE	ST	CSE	TD	TEN-T	INNOV	SME	C	CA
PLAN SANTE FRANCE	LA BANQUE POSTALE	90.0										
	BPCE	80.0										
	CREDIT AGRICOLE SA	80.0										
VALORISATION MATIERE & ENERGIE GRAND PARIS	LE SYCTOM L'AGENCE METROPOLITAINE DES DECHETS MENAGERS	230.0										
CAMPUS UPEM UNIVERSITE PARIS-EST	UNIVERSITE PARIS-EST MARNE-LA-VALLEE	24.0										
CAMPUS UNIVERSITE DE TOULOUSE	UNIVERSITE FEDERALE DE TOULOUSE MIDI-PYRENEES	42.0										
ENEDIS ADVANCED METERING	ENEDIS	250.0										
ENGIE FRANCE RESEAUX	ENGIE ENERGIE SERVICES, COMPAGNIE PARISIENNE DE CHAUFFAGE URBAIN SA, CLIMESPACE	250.0										
NORMANDIE MATERIEL ROULANT	REGION NORMANDIE	100.0										
AKUO MULTI-COUNTRIES RENEWABLE ENERGY PROGRAMME	BPCE	50.0										
EIB-CDC CO-INVESTMENT PLATFORM URBAN DEVELOPMENT	SPECIAL PURPOSE ENTITY(IES)/FUND	100.0										
GRENOBLE ALPES METROPOLE CLIMATE ACTION	GRENOBLE-ALPES METROPOLE	50.0										
ALD CLEAN TRANSPORT FLEET	N/A	250.0										
RESEAU LIAIN - TRES HAUT DEBIT AIN	SYNDICAT INTERCOMMUNAL D'ENERGIE ET DE E-COMMUNICATION DE L'AIN	120.0										
ARIANE 6 EUROPEAN SPACE LAUNCHER PROGRAM	ARIANEGROUP SAS	59.7										
PEARL ENVIRONMENTAL INFRASTRUCTURE FUND	SPECIAL PURPOSE ENTITY(IES)/FUND	40.0										

EP Environmental protection
RE-EE Renewable energy and energy efficiency

ST Sustainable transport
CSE Competitive and secure energy

TD Integrated territorial development
TEN-T TEN Transport

FRANCE (CONTINUED)

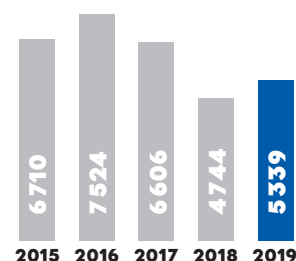
			EP	RE-EE	ST	CSE	TD	TEN-T	INNOV	SME	C	CA
CDC BIODIVERSITE (NCFF)	CDC BIODIVERSITE	5.0	■									
ZUMTOBEL LIGHTING RDI	ZUMTOBEL LIGHTING GMBH	3.6							■			■
AREC OCCITANIE (SFSB)	PRIVATE ENTITY(IES)	40.0		■								■
FNAC DARTY RETAIL DIGITAL TRANSFORMATION RDI	FNAC DARTY SA	100.0							■			
RENOUVELLEMENT METRO MARSEILLE	METROPOLE D'AIX-MARSEILLE-PROVENCE	200.0			■							■
RENEWABLE ENERGY RISK SHARING FRANCE II	SOCIETE GENERALE	240.0		■								■
RESEAU DE CHALEUR GRENOBLE METROPOLE	COMPAGNIE DE CHAUFFAGE INTERCOMMUNALE DE L'AGGLOMERATION GRENOBLOISE	30.0		■								■
IN LI LOGEMENT INTERMEDIAIRE	IN'LI	250.0					■					■
ECOSLOPS	ECOSLOPS SA	9.8							■			■
MEDIAN TECHNOLOGIES (EGFF)	MEDIAN TECHNOLOGIES SA	35.0							■			
MAUNA KEA TECHNOLOGIES (EGFF)	MAUNA KEA TECHNOLOGIES SA	22.5							■			
FONDS TOURISME OCCITANIE	FONDS TOURISME OCCITANIE SLP	60.0					■			■	■	
RESEAU CANOPEE LOGEMENT SOCIAL	OISE HABITAT-OFFICE PUBLIC DE L'HABITAT DES COMMUNES DE L'OISE	16.2					■				■	■
	OFFICE PUBLIC DE L'HABITAT DE L'AINSE	26.0					■				■	■
EDUCATION BOUCHES-DU-RHONE	DEPARTEMENT DES BOUCHES-DU-RHONE	150.0							■			■
UNESCO CULTURE AND EDUCATION INFRASTRUCTURE	UNITED NATIONS EDUCATIONAL SCIENTIFIC AND CULTURAL ORGANIZATION	26.5							■			■
APERAM ADVANCED STAINLESS STEEL MANUFACTURING	APERAM SA	12.0							■	■		
SILL INFANT MILK AND RDI INVESTMENT	SAS SILL ENTREPRISES	40.0							■	■		
GAGEO I FUND	FCT GAGEO I	19.5								■		
RENAL TREATMENT (EGFF)	ADVICHENNE SA	20.0							■			
RDI FOR SUSTAINABLE PRODUCTIVITY SOLUTIONS	ATLAS COPCO AB	39.0							■			■
DEMANT - ADVANCED TECHNOLOGY HEARING AIDS RDI	DEMANT A/S	8.4							■	■		
MACHINE VISION (EGFF)	PROPHESEE SA	20.0							■			
PLAN EAU ET ASSAINISSEMENT	BPCE	150.0	■								■	■
REHABILITATION LOGEMENT SOCIAL BASSIN MINIER	MAISONS ET CITES SOCIETE ANONYME D'HLM	153.0					■				■	■
DERICHEBOURG RECYCLAGE&ECONOMIE CIRCULAIRE	DERICHEBOURG SA	130.0	■								■	■
FRENCH SEEDS R&D	VILMORIN & CIE SA	170.0							■		■	■
COLLEGES SEINE MARITIME	DEPARTEMENT DE LA SEINE-MARITIME	80.0							■			■
RDI FOR DOOR SOLUTIONS	ASSA ABLOY AB (PUBL)	20.2							■			■
EIFFEL ESSENTIEL FUND	SPECIAL PURPOSE ENTITY(IES)/FUND	40.0		■					■	■	■	■
OMNES CAPENERGIE 4 FUND	CAPENERGIE 4 SLP	22.5		■								■

FRANCE (CONTINUED)

			EP	RE-EE	ST	CSE	TD	TEN-T	INNOV	SME	C	CA
BPCE ACTION POUR LE CLIMAT	BPCE	125.0		■								■
FRENCH DEMAND RESPONSE PROJECT (EDP)	SPVMV SAS	20.0		■		■				■		■
INVIVO DIGITAL AGRICULTURE PLATFORM	UNION INVIVO	37.5								■		
BOURGOGNE-FRANCHE-COMTE MATERIEL ROULANT	REGION BOURGOGNE-FRANCHE-COMTE	123.0			■							■
CHR HANSEN BIOSCIENCE INNOVATION	CHR. HANSEN HOLDING A/S	6.4								■		■
COLLEGES LA REUNION	DEPARTEMENT DE LA REUNION	65.0								■		■
ORANGE FRANCE THD NETWORK EXPANSION	ORANGE	700.0								■		■
FAMOCO (EGFF)	FAMOCO SAS	10.9								■		
INFRAGREEN IV SLP	SPECIAL PURPOSE ENTITY(IES)/FUND	26.3		■								■
QUAERO EUROPEAN INFRASTRUCTURE FUND II	SPECIAL PURPOSE ENTITY(IES)/FUND	29.9	■	■		■			■	■		■
CREDIT AGRICOLE PRET POUR PMES ET MIDCAPS VI	CREDIT AGRICOLE SA	100.0								■	■	■
BNP PARIBAS PRET POUR PME VI	BNP PARIBAS	200.0								■		■
HSBC FRANCE LOAN FOR SMES AND MIDCAPS	HSBC FRANCE	100.0								■	■	■
ARKEA SME AND MIDCAP & CLIMATE ACTION MBIL	CREDIT MUTUEL ARKEA	150.0								■		■
BFCM PRET POUR PME ET ETI II	BANQUE FEDERATIVE DU CREDIT MUTUEL	100.0								■		■
CDC MULTI-OBJECTIVE MBIL	CAISSE DES DEPOTS ET CONSIGNATIONS	500.0	■	■					■	■		■
SAARLB CLIMATE ACTION MBIL	LANDESBANK SAAR	5.0										■
BNPP ENERGY TRANSITION LOAN FOR SMES AND MIDCAPS	BNP PARIBAS	150.0								■		■
CREDIT AGRICOLE - SOUTIEN JEUNES AGRICULTEURS	CREDIT AGRICOLE SA	75.0								■		■
CASA PME & MIDCAP AGRICULTURE & CLIMATE ACTION	CREDIT AGRICOLE SA	200.0								■		■
CREDIT AGRICOLE - TRANSITION ENERGETIQUE MBIL	CREDIT AGRICOLE SA	250.0	■	■								■

GERMANY

Signatures
2015-2019 (in € million)



Source: EIB

EIB lending by sector from 2015 to 2019



€5 339 million

			EP	RE-EE	ST	CSE	TD	TEN-T	INNOV	SME	C	CA
UNIVERSITÄTSKLINIKUM JENA-LOBEDA	UNIVERSITÄTSKLINIKUM JENA	60.0										
FRANKFURT FLUGHAFEN TERMINAL 3	FRAPORT AG FRANKFURT AIRPORT SERVICES WORLDWIDE	200.0										
GEWOFAG SOZIALES & NACHHALTIGES WOHNEN MUENCHEN	GEWOFAG WOHNEN GMBH	90.0										
HESSEN MUNICIPAL INFRASTRUCTURE	WIRTSCHAFTS- UND INFRASTRUKTURBANK HESSEN	50.0										
DRAEGERWERK MEDICAL TECHNOLOGY RDI	DRAEGERWERK AG & CO KGAA	110.0										
COLOGNE TRADE FAIR INVESTMENT PROGRAMME 2021	KOELNMESSE GMBH	120.0										
SALZGITTER STEEL RDI	SALZGITTER AG	150.0										
NRW BANK GUTE SCHULE 2020	NRW.BANK	400.0										
ARIANE 6 EUROPEAN SPACE LAUNCHER PROGRAM	ARIANEGROUP SAS	15.4										
ZUMTOBEL LIGHTING RDI	ZUMTOBEL LIGHTING GMBH	4.4										
KOMMUNALE WIRTSCHAFTSFOERDERUNG BRANDENBURG	INVESTITIONSBANK DES LANDES BRANDENBURG	80.0										
BERLIN FORSCHUNG III	PUBLIC ENTITY(IES), LAND BERLIN	190.0										
NETZ ELBE SPREE ROLLING STOCK	LAND SACHSEN-ANHALT, LAND MECKLENBURG-VORPOMMERN, LAND BRANDENBURG, LAND BERLIN	150.8										
PROPOTSDAM BEZAHLBARES WOHNEN	PROPOTSDAM GMBH, INVESTITIONSBANK DES LANDES BRANDENBURG	57.3										
WBM BEZAHLBARES WOHNEN BERLIN	WBM WOHNUNGSBAUGESELLSCHAFT BERLIN-MITTE MBH, WBF WOHNUNGSBAUGESELLSCHAFT FRIEDRICHSHAIN MBH	100.0										
MEDTECH RESEARCH AND DEVELOPMENT	/	150.0										
NIEDERRHEIN-MUENSTERLAND-NETZ	ZWECKVERBAND VERKEHRSVERBUND RHEIN-RUHR	192.0										

GERMANY (CONTINUED)

			EP	RE-EE	ST	CSE	TD	TEN-T	INNOV	SME	C	CA
ENSINGER PLASTICS INNOVATION AND GROWTH	ENSINGER HOLDING GMBH UND CO KG	50.0										
RDI FOR SUSTAINABLE PRODUCTIVITY SOLUTIONS	ATLAS COPCO AB	51.0										
VHH HAMBURG E-MOBILITY PROGRAMME	VERKEHRSBETRIEBE HAMBURG-HOLSTEIN GMBH	60.0										
BONFIGLIOLI ADVANCED MANUFACTURING RDI	BONFIGLIOLI RIDUTTORI SPA	7.8										
OTTOBOCK RESEARCH PROGRAMME	OTTOBOCK SE UND CO KGAA	50.0										
PERSONALISED IMMUNOTHERAPIES (EGFF)	BIONTECH SE	50.0										
ANAESTHETIC DRUG DEVELOPMENT (EGFF)	PAION AG	20.0										
FAZUA (EGFF)	FAZUA GMBH	12.0										
SICOYA (EGFF)	SICOYA GMBH	15.0										
DEUTSCHE TELEKOM MOBILE NETWORK 5G	DEUTSCHE TELEKOM AG	275.0										
KRANKENHAUSINVESTITIONSPROGRAMM BRANDENBURG II	INVESTITIONSBANK DES LANDES BRANDENBURG	100.0										
TELEFONICA ADVANCED MOBILE BROADBAND 5G	TELEFONICA GERMANY GMBH & CO OHG	300.0										
HAMBURGER HOCHBAHN E-MOBILITY PROGRAMME	HAMBURGER HOCHBAHN AG	70.0										
ISOTOPE TECHNOLOGIES (EGFF)	ITM ISOTOPEN TECHNOLOGIEN MUENCHEN AG	40.0										
BASF RDI PROGRAMME	BASF SE	380.0										
RDI FOR DOOR SOLUTIONS	ASSA ABLOY AB (PUBL)	25.8										
VIVAWEST ENERGY EFFICIENT BUILDINGS II	VIVAWEST GMBH	300.0										
CHR HANSEN BIOSCIENCE INNOVATION	CHR. HANSEN HOLDING A/S	5.6										
FREIGHTHUB (EGFF)	FREIGHTHUB GMBH	20.0										
COMMERZBANK ENHANCED SME AND MIDCAP SUPPORT	EUROPEAN INVESTMENT FUND	99.8										
GEWOBAG BEZAHLBARES WOHNEN BERLIN II	GEWOBAG WOHNUNGSBAU-AG BERLIN, GEWOBAG WB WOHNEN IN BERLIN GMBH, GEWOBAG PB WOHNEN IN PRENZLAUER BERG GMBH	240.0										
JUNGHEINRICH INTRALOGISTICS SOLUTIONS RDI	JUNGHEINRICH AG	100.0										
HELABA ENERGIE UMWELT UND MIDCAP GLOBALDARLEHEN	LANDESBANK HESSEN-THUERINGEN GIROZENTRALE	100.0										
RLB VORARLBERG MULTI-OBJECTIVE MBIL	RAIFFEISENLANDESBANK VORARLBERG WAREN-UND REVISIONSVERBAND RGMH	5.3										
DKB ERNEUERBARE ENERGIEN UND INFRASTRUKTUR GD	DEUTSCHE KREDITBANK AG	100.0										
RVS LOAN FOR SMES MIDCAPS & OTHER OBJECTIVES	RAIFFEISENVERBAND SALZBURG EGEN	9.3										
UNICREDIT LEASING SME AND MIDCAP LOAN	UNICREDIT LEASING GMBH	100.0										
FUNDING CIRCLE P2P FACILITY	ONCILLA FUNDING DAC	87.5										
ILB LOAN FOR SME AND MID-CAPS INNOVATION	INVESTITIONSBANK DES LANDES BRANDENBURG	50.0										
GEFA KMU DARLEHEN III	GEFA BANK GMBH	50.0										
SAARLB CLIMATE ACTION MBIL	LANDESBANK SAAR	70.0										
RIVERROCK SENIOR LOAN FUND I	RIVERROCK MASTER FUND VI SCA SICAV-RAIF - SENIOR LOAN FEEDER FUND I	10.0										
COMMERZBANK LOAN FOR SMES AND MIDCAPS VII	COMMERZBANK AG	120.0										
SAB KOMMUNALE INVESTITIONEN SACHSEN MBIL	SAECHSISCHE AUFBAUBANK - FOERDERBANK	50.0										
	DEUTSCHE LEASING FUNDING BV	31.5										
DEUTSCHE LEASING LOAN FOR SMES & MIDCAPS III	DEUTSCHE SPARKASSEN LEASING AG & CO KG, DEUTSCHE LEASING FUNDING BV	13.5										
BRANDENBURG REGIONALENTWICKLUNG MBIL	INVESTITIONSBANK DES LANDES BRANDENBURG	150.0										

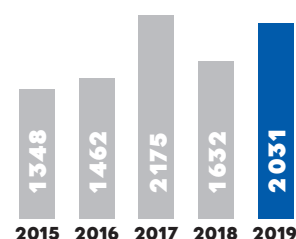
EP Environmental protection
RE-EE Renewable energy and energy efficiency

ST Sustainable transport
CSE Competitive and secure energy

TD Integrated territorial development
TEN-T TEN Transport

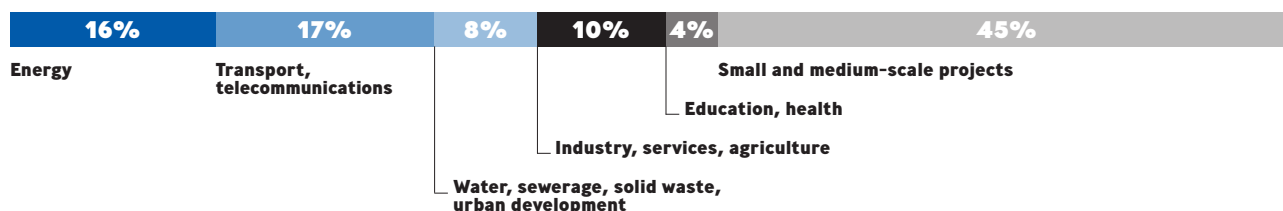
GREECE

Signatures
2015-2019 (in € million)



Source: EIB

EIB lending by sector from 2015 to 2019



€2 031 million

				EP	RE-EE	ST	CSE	TD	TEN-T	INNOV	SME	C	CA
ATHENS METRO D	ATTIKO METRO SA	150.0											
EU FUNDS CO-FINANCING 2014-2020 (GR)	HELLENIC REPUBLIC	150.0											
BEH IGB INTERCONNECTOR	ICGB AD	19.0											
NEW HERAKLION INTERNATIONAL AIRPORT PPP	INTERNATIONAL AIRPORT OF HERAKLION CRETE SA, HELLENIC REPUBLIC	180.0											
PPC DISTRIBUTION VII	HELLENIC ELECTRICITY DISTRIBUTION NETWORK OPERATOR SA	155.0											
IPTO CRETE ISLAND INTERCONNECTION PHASE I	INDEPENDENT POWER TRANSMISSION OPERATOR SA	100.0											
DFI FOR URBAN DEVELOPMENT & EE (JESSICA II)	HELLENIC REPUBLIC	150.0											
PIRAEUS PORT EXPANSION	PIRAEUS PORT AUTHORITY SA	100.0											
PACKAGING PLANT CAPACITY EXPANSION	ATHANASIOS HATZOPOULOS PACKAGING MATERIALS INDUSTRY SA	12.0											
FLOOD PROTECTION MEASURES	HELLENIC REPUBLIC	100.0											
NCSR DEMOKRITOS INFRASTRUCTURE EXPANSION PROJECT	PUBLIC ENTITY (IES), HELLENIC REPUBLIC	24.0											
DEPA LNG BUNKERING VESSEL	PUBLIC GAS CORPORATION OF GREECE (DEPA) SA	20.0											
NBG COVERED BONDS LOAN FOR SMES AND MID-CAPS	NATIONAL BANK OF GREECE SA	100.0											
BSTDB LOAN FOR SMES AND MID-CAPS	BLACK SEA TRADE AND DEVELOPMENT BANK	25.0											
LOAN FOR YOUTH EMPLOYMENT & FEMALE EMPOWERMENT	ALPHA BANK AE	150.0											
	EUROBANK ERGASIAS SA	125.0											
	PIRAEUS BANK SA	100.0											

INNOV Innovation and skills
SME SMEs and mid-caps

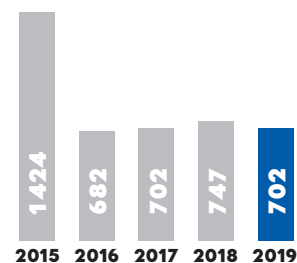
C Convergence
CA Climate action

GREECE (CONTINUED)

			EP	RE-EE	ST	CSE	TD	TEN-T	INNOV	SME	C	CA
LOAN FOR YOUTH EMPLOYMENT & FEMALE EMPOWERMENT	NATIONAL BANK OF GREECE SA	175.0	■	■	■	■	■	■	■	■	■	■
INFRAFOF GR - NBG	NATIONAL BANK OF GREECE SA	32.0	■	■	■	■	■	■	■	■	■	■
INFRAFOF GR - PIRAEUS	PIRAEUS BANK SA	32.0	■	■	■	■	■	■	■	■	■	■
INFRAFOF GR - EUROBANK ERGASIAS & ALPHA BANK	ALPHA BANK AE	32.0	■	■	■	■	■	■	■	■	■	■
NBG LOAN FOR AGRICULTURE & BIOECONOMY	NATIONAL BANK OF GREECE SA	100.0	■	■	■	■	■	■	■	■	■	■

HUNGARY

Signatures
2015-2019 (in € million)



Source: EIB

EIB lending by sector from 2015 to 2019

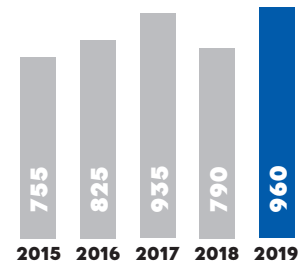


€702 million

Project Name	Beneficiary	Amount (€ million)	EP	RE-EE	ST	CSE	TD	TEN-T	INNOV	SME	C	CA
STRUCTURAL FUNDS CO-FINANCING II (HU)	HUNGARY	350.0	■	■	■	■	■	■	■	■	■	■
AMES SINTERING GROWTH INVESTMENTS	AMES GROUP SINTERING SA	3.6	■	■	■	■	■	■	■	■	■	■
VOLAN PUBLIC TRANSPORT FLEET RENEWAL	VOLAN BUSZPARK KFT	47.5	■	■	■	■	■	■	■	■	■	■
MAGYAR TELEKOM BROADBAND NETWORK EXPANSION	MAGYAR TELEKOM NYRT, DEUTSCHE TELEKOM AG	150.0	■	■	■	■	■	■	■	■	■	■
EDUCATION INFRASTRUCTURE (HU) II	PUBLIC ENTITY(IES), HUNGARY	151.0	■	■	■	■	■	■	■	■	■	■

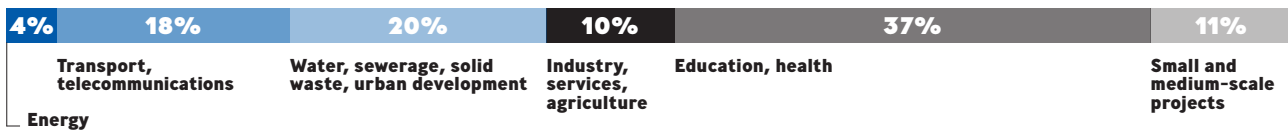
IRELAND

Signatures
2015-2019 (in € million)



Source: EIB

EIB lending by sector from 2015 to 2019

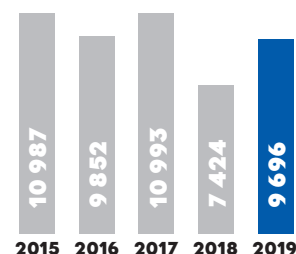


€960 million

Project Name	Beneficiary	Amount (€ million)	EP	RE-EE	ST	CSE	TD	TEN-T	INNOV	SME	C	CA
DUBLIN AIRPORT OPERATIONAL RESILIENCE UPGRADE	DAA PLC	350.0										
IRISH SOCIAL HOUSING PPP	NATIONAL DEVELOPMENT FINANCE AGENCY	61.3										
ERICSSON 5G	TELEFONAKTIEBOLAGET LM ERICSSON	17.5										
SBCI BUSINESS SUPPORT INVESTMENT PLATFORM	EUROPEAN INVESTMENT FUND	148.0										
COUNTY OF CORK INVESTMENT PROGRAMME	CORK COUNTY COUNCIL	35.0										
VIVASURE (EGFF)	VIVASURE MEDICAL LTD	10.0										
CUBIC TELECOM (EGFF)	CUBIC TELECOM LTD	23.5										
AN POST INNOVATION AND DIGITALISATION	AN POST	40.0										
CARBERY GROUP INVESTMENT PROGRAMME	CARBERY CREAMERIES LTD	35.0										
RCSI EDUCATION & RESEARCH BUILDING	ROYAL COLLEGE OF SURGEONS IN IRELAND	40.0										
HFA SOCIAL & AFFORDABLE HOUSING PROGRAMME	HOUSING FINANCE AGENCY PLC	200.0										

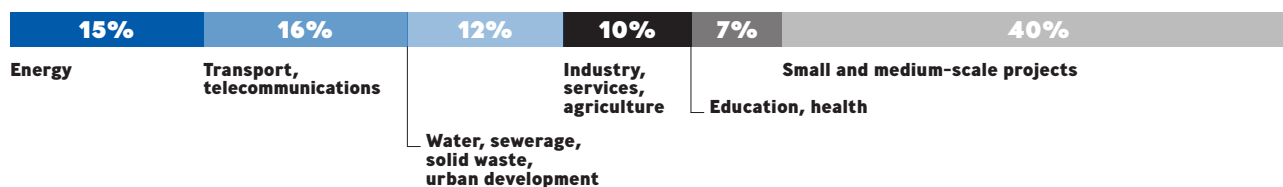
ITALY

Signatures 2015-2019 (in € million)



Source: EIB

EIB lending by sector from 2015 to 2019



€9 696 million

				EP	RE-EE	ST	CSE	TD	TEN-T	INNOV	SME	C	CA
HUB PORTUALE DI RAVENNA	AUTORITA DI SISTEMA PORTUALE DEL MARE ADRIATICO CENTRO-SETTENTRIONALE	65.0											
ENEL OPEN METER	E-DISTRIBUZIONE SPA	250.0											
EC-EIB SME INITIATIVE ITALY	EUROPEAN INVESTMENT FUND	44.8											
SEA AEROPORTI DI MILANO IV	ESERCIZI AEROPORTUALI SEA SPA	130.0											
PROTEZIONE CIVILE DISASTER RECOVERY FL	CASSA DEPOSITI E PRESTITI	300.0											
SCHOOL UPGRADE INVESTMENT PLAN FRAMEWORK LOAN II	CASSA DEPOSITI E PRESTITI	1 255.0											
CDP CLIMATE CHANGE IP - MCI	MEDIOCREDITO ITALIANO SPA	140.0											
TRENTO INFRA RENEWABLE ENERGY & OTHER PRIOR II	PATRIMONIO DEL TARENTINO SPA	35.0											
FL REGIONE FRIULI INFRASTRUCTURE	REGIONE AUTONOMA FRIULI VENEZIA GIULIA	125.0											
ITALIAN MEDIUM SIZED RENEWABLES FRAMEWORK LOAN	MEDIOCREDITO ITALIANO SPA	100.0											
	UNICREDIT SPA	50.0											
A2A ELECTRICITY NETWORKS AND AUTOMATION	UNARETI SPA	150.0											
AVIO SPACE PROPULSION SYSTEMS RDI	AVIO SPA	10.0											
SNAM LNG CNG STATIONS	SNAM 4 MOBILITY SPA	25.0											
ARIANE 6 EUROPEAN SPACE LAUNCHER PROGRAM	ARIANEGROUP SAS	8.3											
ENGINEERING INNOVATIVE SOFTWARE DEVELOPMENT	ENGINEERING - INGEGNERIA INFORMATICA SPA	60.0											
PORTO DI TRIESTE	AUTORITA DI SISTEMA PORTUALE DEL MARE ADRIATICO ORIENTALE	39.0											

ITALY (CONTINUED)

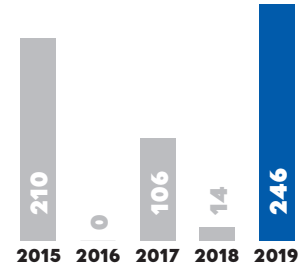
			EP	RE-EE	ST	CSE	TD	TEN-T	INNOV	SME	C	CA
TERNA TRANSMISSION SYSTEM REHABILITATION PLAN	TERNA - RETE ELETTRICA NAZIONALE SPA	490.0										
ABBANOVA WATER INVESTMENTS	ABBANOVA SPA	200.0										
SNAM INFRASTRUCTURE UPGRADE	STOCCAGGI GAS ITALIA SPA, SNAM RETE GAS SPA	240.0										
PIAGGIO RDI VEHICLE IMPROVEMENTS	PIAGGIO & C SPA	70.0										
KONE INNOVATIVE PEOPLE FLOW RDI	KONE OYJ	17.0										
EPTA GROUP MACHINERY AND RDI	EPTA SPA	40.0										
BBPM ENHANCED SME & MIDCAP SUPPORT	EUROPEAN INVESTMENT FUND	55.0										
POSTE ITALIANE AUTOMATISATION AND DIGITALISATION	POSTE ITALIANE SPA	400.0										
ALFASIGMA INNOVATIVE DRUGS RDI	ALFASIGMA SPA	100.0										
BONFIGLIOLI ADVANCED MANUFACTURING RDI	BONFIGLIOLI RIDUTTORI SPA	31.3										
ISP LOAN FOR CIRCULAR ECONOMY	MEDIOCREDITO ITALIANO SPA	250.0										
ENEA - DIVERTOR TOKAMAK TEST FACILITY	AGENZIA NAZIONALE PER LE NUOVE TECNOLOGIE L'ENERGIA E LO SVILUPPO ECONOMICO SOSTENIBILE	250.0										
VENICE CLEAN URBAN TRANSPORT FLEET RENEWAL	AZIENDA VENEZIANA DELLA MOBILITA SPA	60.0										
MARCEGAGLIA INNOVATION AND ENERGY EFFICIENCY	MARCEGAGLIA STEEL SPA	100.0										
UFI FILTERS RDI	UFI FILTERS SPA	41.0										
MOLMED (EGFF)	MOLECULAR MEDICINE SPA	15.0										
IREN CLIMATE ACTION & CIRCULAR ECONOMY LOAN	IREN MERCATO SPA, IREN ENERGIA SPA, IREN AMBIENTE SPA	120.0										
DE CECCO FOOD PRODUCTION EXPANSION & INNOVATION	F.LLI DE CECCO DI FILIPPO - FARA SAN MARTINO SPA	13.0										
GRIMALDI FLEET ENVIRONMENTAL RETROFIT	GRIMALDI DEEP SEA SPA	70.0										
EV CHARGING ITALY (FM)	ACCEPTABLE CORPORATE(S)	25.0										
TIM MOBILE NETWORK	TELECOM ITALIA SPA	350.0										
ACSM-AGAM ENERGY EFFICIENCY & CLIMATE ACTION	VARESE RISORSE SPA, RETI VALTELLINA VALCHIAVENNA SRL, IN SIGLA REVV SRL, AEV IMPIANTI SRL, ACSM AGAM RETI GAS ACQUA SPA, ACSM-AGAM AMBIENTE SRL	100.0										
PUBLIACQUA WATER INFRASTRUCTURE UPGRADE	PUBLIACQUA SPA	40.0										
INFRAGREEN IV SLP	SPECIAL PURPOSE ENTITY(IES)/FUND	15.0										
EAV CIRCUMVESUVIANA RAILWAY NEW ROLLING STOCK	ENTE AUTONOMO VOLTURNO SRL	67.8										
CARRARO GROUP RDI AND DIGITALISATION	CARRARO SPA	50.0										
ISP CLIMATE ACTION LINKED RISK SHARING	INTESA SANPAOLO SPA	140.0										
SELMABIPIEMME LOAN FOR SME III	SELMABIPIEMME LEASING SPA	25.0										
BANCA MPS LOAN FOR SMES AND MIDCAPS	SIENA PMI 2016 SRL	400.0										
UNICREDIT LEASING CLIMATE ACTION ITALY	UNICREDIT LEASING SPA	50.0										
CDP MIDCAP LOAN	CASSA DEPOSITI E PRESTITI	200.0										

ITALY (CONTINUED)

			EP	RE-EE	ST	CSE	TD	TEN-T	INNOV	SME	C	CA
BNL AND BPLG LOAN FOR SMES & OTHER PRIORITIES VI	BANCA NAZIONALE DEL LAVORO SPA	190.0	■	■	■	■	■	■	■	■	■	■
INTESA SANPAOLO MIDCAP LOAN V	MEDIOCREDITO ITALIANO SPA	250.0	■	■	■	■	■	■	■	■	■	■
BANCA IFIS LOAN FOR SMES	BANCA IFIS SPA	50.0	■	■	■	■	■	■	■	■	■	■
ISP SOCIAL ACTIVITIES MBIL IV	INTESA SANPAOLO SPA	50.0	■	■	■	■	■	■	■	■	■	■
BNL AND BPLG MIDCAP LOAN V	BANCA NAZIONALE DEL LAVORO SPA	95.0	■	■	■	■	■	■	■	■	■	■
LOAN FOR INNOVATION AND FEMALE ENTREPRENEURSHIP	UNICREDIT SPA	100.0	■	■	■	■	■	■	■	■	■	■
	UNICREDIT LEASING SPA	100.0	■	■	■	■	■	■	■	■	■	■
UBI GROUP LOAN FOR SMES AND MID-CAPS III	UNIONE DI BANCHE ITALIANE SPA	250.0	■	■	■	■	■	■	■	■	■	■
CCR ALTO ADIGE LOAN FOR SMES AND MID-CAPS III	CASSA CENTRALE RAIFFEISEN DELL'ALTO ADIGE SPA	30.0	■	■	■	■	■	■	■	■	■	■
ICS SPORTS FACILITIES MBIL	ISTITUTO PER IL CREDITO SPORTIVO	100.0	■	■	■	■	■	■	■	■	■	■
MCTAA - LOAN FOR SMES AND MIDCAP	MEDIOCREDITO TRENINO- ALTO ADIGE - SPA	50.0	■	■	■	■	■	■	■	■	■	■
UNICREDIT MIDCAP LOAN VII	UNICREDIT SPA	175.0	■	■	■	■	■	■	■	■	■	■
	UNICREDIT LEASING SPA	75.0	■	■	■	■	■	■	■	■	■	■
GR BANCARIO COOPERATIVO ICCREA LOAN FOR SMES II	CREDICO FINANCE 18 SRL	200.0	■	■	■	■	■	■	■	■	■	■
CARIPARMA LOAN FOR SMES AND MID-CAPS VII	CREDIT AGRICOLE ITALIA SPA	150.0	■	■	■	■	■	■	■	■	■	■
BANCO BPM LOAN FOR SMES II	BANCO BPM SPA	200.0	■	■	■	■	■	■	■	■	■	■
BANCO BPM MIDCAP LOAN II	BANCO BPM SPA	200.0	■	■	■	■	■	■	■	■	■	■
SELMABIPIEMME LOAN FOR SMES AND MIDCAPS	SELMABIPIEMME LEASING SPA	100.0	■	■	■	■	■	■	■	■	■	■
CA ITALIA AGRICULTURE LOAN FOR SMES AND MIDCAPS	CREDIT AGRICOLE ITALIA SPA	50.0	■	■	■	■	■	■	■	■	■	■
ISP AGRICULTURE LOAN FOR SMES AND MIDCAPS	MEDIOCREDITO ITALIANO SPA	100.0	■	■	■	■	■	■	■	■	■	■
UNICREDIT AGRICULTURE LOAN FOR SMES AND MIDCAPS	UNICREDIT SPA	100.0	■	■	■	■	■	■	■	■	■	■
BNL - ITALIAN RISK SHARING INITIATIVE II	BANCA NAZIONALE DEL LAVORO SPA	52.0	■	■	■	■	■	■	■	■	■	■
MIUR RDI MBIL - BPER	BPER BANCA SPA	70.0	■	■	■	■	■	■	■	■	■	■
BBPM AGRICULTURE LOAN FOR SMES AND MIDCAPS	BANCO BPM SPA	100.0	■	■	■	■	■	■	■	■	■	■
FOF IT MIUR STUDENT SUPPORT - ICCREA	ICCREA BANCAIMPRESA SPA	46.5	■	■	■	■	■	■	■	■	■	■

LATVIA

Signatures
2015-2019 (in € million)



Source: EIB

EIB lending by sector from 2015 to 2019

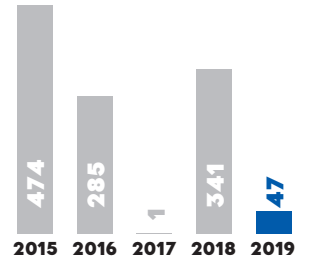


€246 million

Project Name	Beneficiary	Amount (€ million)	Thematic Objective
EU FUNDS CO-FINANCING 2014-2020 (LV)	REPUBLIC OF LATVIA	200.0	EP, RE-EE, ST, CSE, TD, TEN-T, INNOV, SME, C, CA
ALTUM ENERGY EFFICIENCY PF4EE CA	ATTISTIBAS FINANSU INSTITUCIJA ALTUM AS	3.0	RE-EE, C, CA
ALTUM ENERGY EFFICIENCY PF4EE FL	ATTISTIBAS FINANSU INSTITUCIJA ALTUM AS	18.0	RE-EE, C, CA
UNICREDIT LEASING LATVIA LOAN FOR SMES II	UNICREDIT LEASING SIA	25.0	SMES, C, CA

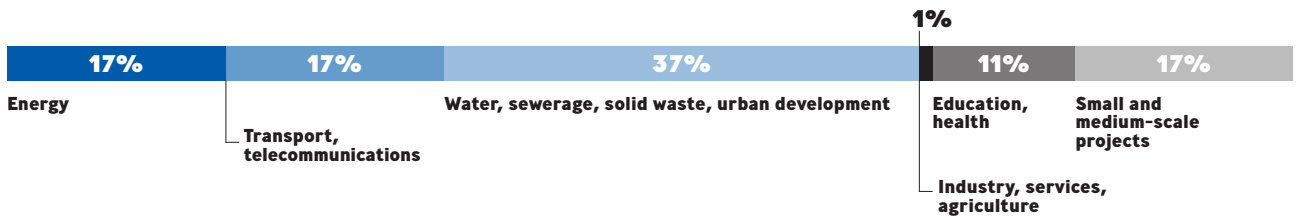
LITHUANIA

Signatures
2015-2019 (in € million)



Source: EIB

EIB lending by sector from 2015 to 2019

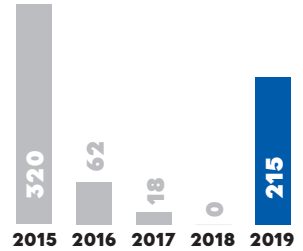


€47 million

Project Name	Counterparty	Amount (€ million)	EP	RE-EE	ST	CSE	TD	TEN-T	INNOV	SME	C	CA
VILNIUS URBAN INFRASTRUCTURE	UAB VILNIAUS APSVIETIMAS	21.6	■	■	■	■	■	■	■	■	■	■
VIPA ENERGY EFFICIENCY INVESTMENT PLATFORM SFSB	VIESUJU INVESTICIJU PLETROS AGENTURA UAB	12.5	■	■	■	■	■	■	■	■	■	■
UNICREDIT LEASING LATVIA LOAN FOR SMES II	UNICREDIT LEASING SIA	12.5	■	■	■	■	■	■	■	■	■	■

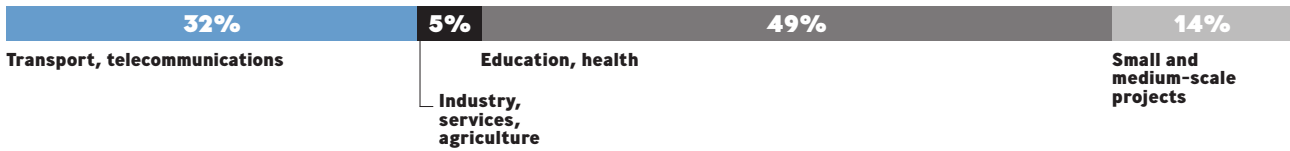
LUXEMBOURG

Signatures
2015-2019 (in € million)



Source: EIB

EIB lending by sector from 2015 to 2019

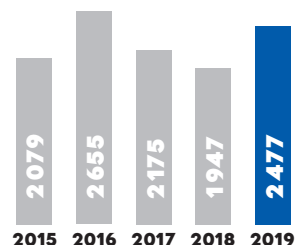


€215 million

Project Name	Entity	Amount (€ million)	EP	RE-EE	ST	CSE	TD	TEN-T	INNOV	SME	C	CA
CFL MATERIEL ROULANT	SOCIETE NATIONALE DES CHEMINS DE FER LUXEMBOURGEOIS	196.1										
RIVERROCK SENIOR LOAN FUND I	RIVERROCK MASTER FUND VI SCA SICAV-RAIF - SENIOR LOAN FEEDER FUND I	9.0										
ING BANK LOAN SUSTAINABLE PROJECTS SMES&MIDCAPS	ING BANK NV	10.0										

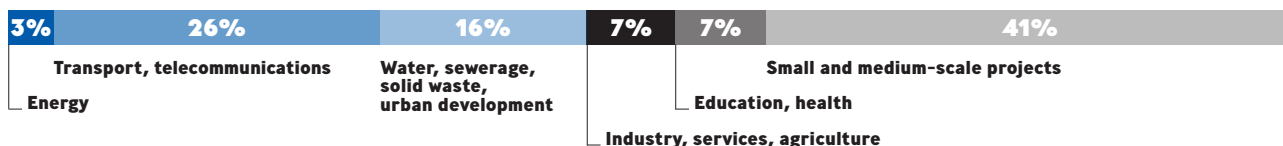
NETHERLANDS

Signatures
2015-2019 (in € million)



Source: EIB

EIB lending by sector from 2015 to 2019



€2 477 million

Project Name	Entity	Amount (€ million)	EP	RE-EE	ST	CSE	TEN-T	INNOV	SME	C	CA
AMSTERDAM AIRPORT SCHIPHOL CAPACITY EXPANSION	SCHIPHOL NEDERLAND BV	175.0									
SFSB NATIONAAL ENERGIEBESPAARFONDS	PRIVATE ENTITY(IES)	150.0									
ROTTERDAM ELECTRIC BUSES TRAM & METRO INFRA	ROTTERDAMSE ELEKTRISCHE TRAM NV, RET MATERIEEL BV	115.0									
ISALA HOSPITAL	STG ISALA KLINIEKEN	150.0									
ISA PHARMACEUTICALS (IDFF)	ISA PHARMACEUTICALS BV	20.0									
BOELS CONSTRUCTION EQUIPMENT	BOELS VERHUUR BV	40.0									
SFSB LIMBURG SUSTAINABILITY LOANS FOR CITIZENS	PRIVATE ENTITY(IES)	75.0									
A9 AMSTERDAM PPP	KONINKRIJK DER NEDERLANDEN	349.4									
DIAKONESSENHUIS HOSPITAL	STG DIAKONESSENHUIS	43.0									
PRODRIVE TECHNOLOGY SOLUTIONS RDI	PRODRIVE TECHNOLOGIES BV	50.0									
NOORDWEST HOSPITAL	STG NOORDWEST ZIEKENHUISGROEP	120.0									
SPLIETHOFF SHIPPING RETROFIT	ING BANK NV	49.5									
KPN 5G NETWORK INITIAL DEPLOYMENT	KONINKLIJKE KPN NV	300.0									
WATER AUTHORITY RIVIERENLAND	WATERSCHAP RIVIERENLAND	100.0									
INTRINSIC ID (EGFF)	INTRINSIC ID BV	11.0									
AMSTERDAM PUBLIC TRANSPORT FLEET RENEWAL	GVB ACTIVA BV	150.0									
AM-PHARMA (IDFF)	AM-PHARMA HOLDING BV	24.0									
FUNDING CIRCLE P2P FACILITY	ONCILLA FUNDING DAC	87.5									
NWB BANK CLIMATE ACTION & WATER MANAGEMENT MBIL	NEDERLANDSE WATERSCHAPS BANK NV	100.0									
RIVERROCK SENIOR LOAN FUND I	RIVERROCK MASTER FUND VI SCA SICAV-RAIF - SENIOR LOAN FEEDER FUND I	18.0									
ING BANK LOAN SUSTAINABLE PROJECTS SMES&MIDCAPS	ING BANK NV	99.8									
RABOBANK IMPACT LOAN FOR SMES AND MIDCAPS V	COOPERATIEVE RABOBANK UA	250.0									

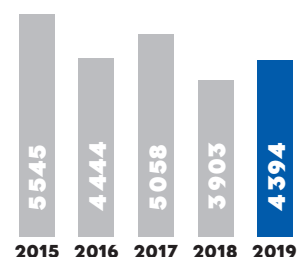
EP Environmental protection
RE-EE Renewable energy and energy efficiency

ST Sustainable transport
CSE Competitive and secure energy

TD Integrated territorial development
TEN-T TEN Transport

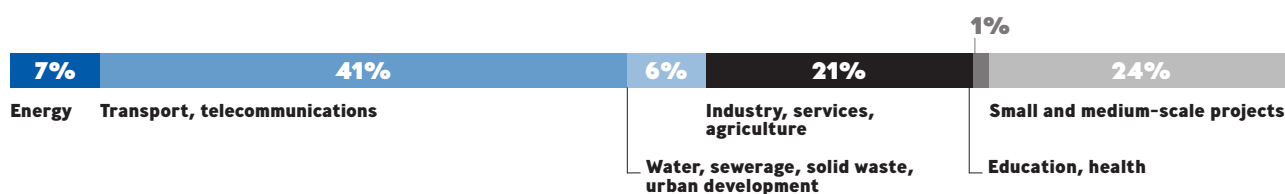
POLAND

Signatures
2015-2019 (in € million)



Source: EIB

EIB lending by sector from 2015 to 2019



€4 394 million

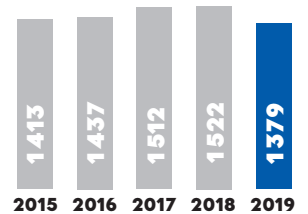
Project Name	Beneficiary	Amount (€ million)	EP	RE-EE	ST	CSE	TD	TEN-T	INNOV	SME	C	CA
LODZ URBAN RENEWAL	CITY OF LODZ	68.7										
PLK RAILWAY MODERNIZATION E59 POZNAN - SZCZECIN	PKP POLSKIE LINIE KOLEJOWE SA	400.0										
UPPER SILESIA URBAN FRAMEWORK PROGRAMME	THE CITY OF KATOWICE	55.2										
	DABROWA GONICZA	8.9										
GDANSK MUNICIPAL INFRASTRUCTURE III	CITY OF GDANSK	125.5										
TORUN URBAN INFRASTRUCTURE	CITY OF TORUN	44.5										
RADOM MUNICIPAL INFRASTRUCTURE II	CITY OF RADOM	18.7										
WARSAW II METRO LINE EXTENSION	MIASTO STOLECZNE WARSZAWA	341.9										
BANK ZACHODNI ENHANCED SUPPORT FOR SMES&MID-CAPS	SANTANDER BANK POLSKA SA	48.5										
WROCLAW URBAN DEVELOPMENT	CITY OF WROCLAW	45.5										
POLISH RAILWAY NETWORK MODERNISATION	PKP POLSKIE LINIE KOLEJOWE SA	105.0										
SCB POLAND SUPPORT FOR SMES AND MICROENTERPRISES	EUROPEAN INVESTMENT FUND	70.7										
UNIVERSITY HOSPITALS POLAND	UNIWERSYTECKIE CENTRUM KLINICZNE, SAMODZIELNY PUBLICZNY SZPITAL KLINICZNY NR 1 W LUBLINIE, REPUBLIC OF POLAND	90.5										
PCC ROKITA CHEMICAL UPGRADE PROGRAMME	PCC ROKITA SA	45.0										
JSW COKE PRODUCTION EFFICIENCY	JSW KOKS SA, JASTRZEBSKA SPOLKA WEGLOWA SA	58.5										
OPOLE HEATING AND ENERGY EFFICIENCY UPGRADE	ENERGETYKA CIEPLNA OPOLSZCZYZNY SA	27.9										
PGE GREEN FACILITY I	PGE KLASTER SP ZOO	63.9										

POLAND (CONTINUED)

			EP	RE-EE	ST	CSE	TD	TEN-T	INNOV	SME	C	CA
FOOD PRODUCTION MODERNISATION	ZPOW AGROS NOVA SP ZOO SP K, TYMBARK-MWS SP ZOO SK, TYMBARK BULGARIA EOOD, POLSKIE ZAKLADY ZBOZOWE LUBELLA GMW SP ZOO SK, MASPEX ROMANIA SRL, EKOLAND SP ZOO	16.1	■	■	■	■	■	■	■	■	■	■
WALBRZYCH URBAN REVITALIZATION	CITY OF WALBRZYCH	14.0	■	■	■	■	■	■	■	■	■	■
POLISH ACADEMY OF SCIENCES III	REPUBLIC OF POLAND, POLSKA AKADEMIA NAUK	170.0	■	■	■	■	■	■	■	■	■	■
A1 MOTORWAY TUSZYN CZESTOCHOWA (TEN-T)	REPUBLIC OF POLAND	300.0	■	■	■	■	■	■	■	■	■	■
LEGNICA URBAN INFRASTRUCTURE	CITY OF LEGNICA	31.7	■	■	■	■	■	■	■	■	■	■
PKP INTERCITY COMPETITIVENESS PROGRAMME	PKP INTERCITY	230.9	■	■	■	■	■	■	■	■	■	■
MALOPOLSKA REGIONAL INFRASTRUCTURE II	WOJEWODZTWO MALOPOLSKIE	24.9	■	■	■	■	■	■	■	■	■	■
BIOSIMILARS (EGFF)	MABION SA	30.0	■	■	■	■	■	■	■	■	■	■
BNP PARIBAS BANK POLSKA ENERGY EFF PF4EE CA	BNP PARIBAS BANK POLSKA SA	16.0	■	■	■	■	■	■	■	■	■	■
LUBLIN HEATING NETWORK UPGRADE	LUBELSKIE PRZEDSIEBORSTWO ENERGETYKI CIEPLNEJ SA	23.3	■	■	■	■	■	■	■	■	■	■
EFL - ENHANCED SUPPORT FOR SMES & MIDCAPS	EUROPEAN INVESTMENT FUND	73.3	■	■	■	■	■	■	■	■	■	■
DEMANT - ADVANCED TECHNOLOGY HEARING AIDS RDI	DEMANT A/S	12.0	■	■	■	■	■	■	■	■	■	■
WARSAW APPROACHES II (TEN-T)	REPUBLIC OF POLAND	270.0	■	■	■	■	■	■	■	■	■	■
POLAND SCIENCE & RESEARCH NATIONAL CENTRES V	REPUBLIC OF POLAND, NARODOWE CENTRUM NAUKI, NARODOWE CENTRUM BADAN I ROZWOJU	305.0	■	■	■	■	■	■	■	■	■	■
SZCZECIN MUNICIPAL INFRASTRUCTURE VI	CITY OF SZCZECIN	94.9	■	■	■	■	■	■	■	■	■	■
RDI FOR DOOR SOLUTIONS	ASSA ABLOY AB (PUBL)	9.2	■	■	■	■	■	■	■	■	■	■
KPEC BYDGOSZCZ HEATING NETWORK UPGRADE	KOMUNALNE PRZEDSIEBORSTWO ENERGETYKI CIEPLNEJ SP ZOO	23.5	■	■	■	■	■	■	■	■	■	■
AZIMO (EGFF)	AZIMO HOLDING BV	20.0	■	■	■	■	■	■	■	■	■	■
DAIRY PRODUCTION MODERNISATION AND LOGISTICS	SPOLDZIELNIA MLECZARSKA MLEKPOL W GRAJEWIE	50.0	■	■	■	■	■	■	■	■	■	■
ENERGY SECURITY OF SUPPLY IN POLAND - PCI	OPERATOR GAZOCIAGOW PRZESYLOWYCH GAZ - SYSTEM SA	234.8	■	■	■	■	■	■	■	■	■	■
BOLT (EGFF)	BOLT TECHNOLOGY OUE	8.0	■	■	■	■	■	■	■	■	■	■
PKO LEASING ABS LOAN FOR MICRO-SMES	POLISH LEASE PRIME 1 DAC	351.5	■	■	■	■	■	■	■	■	■	■
FOF PL KUJAWSKO-POMORSKIE - KPFP	KUJAWSKO-POMORSKI FUNDUSZ POZYCZKOWY SP ZOO	5.9	■	■	■	■	■	■	■	■	■	■
FOF PL KUJAWSKO-POMORSKIE - BANK PEKAO S A	BANK POLSKA KASA OPIEKI SA	34.7	■	■	■	■	■	■	■	■	■	■
SGEL PL LOAN FOR SMES AND MIDCAPS	SG EQUIPMENT LEASING POLSKA SP ZOO	100.0	■	■	■	■	■	■	■	■	■	■
MBANK LOAN FOR SMES-MID CAPS AND CLIMATE ACTION	MBANK SA	125.0	■	■	■	■	■	■	■	■	■	■
PEKAO LEASING LOAN FOR SMES AND MID-CAPS IV	PEKAO LEASING SP ZOO	200.0	■	■	■	■	■	■	■	■	■	■

PORTUGAL

Signatures
2015-2019 (in € million)



Source: EIB

EIB lending by sector from 2015 to 2019

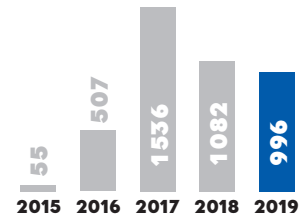


€1 379 million

Project Name	Beneficiary	Amount (€ million)	EP	RE-EE	ST	CSE	TD	TEN-T	INNOV	SME	C	CA
REN ELECTRICITY SYSTEM UPGRADE III	REN - REDE ELECTRICA NACIONAL SA	90.0										
TAMEGA IBERDROLA HYDROPOWER AND STORAGE PORTUGAL	IBERDROLA SA	150.0										
PORTUGAL WATER SUPPLY & SANITATION	SPECIAL PURPOSE ENTITY(IES)/FUND	200.0										
LISBON URBAN RENEWAL HOUSING CLIMATE FL	CAMARA MUNICIPAL DE LISBOA	42.0										
WIND FARMS PT I	EOLICA DA LINHA SA	47.0										
BCP INNOVATIVE MIDCAP LINKED RISK SHARING	BANCO COMERCIAL PORTUGUES SA	100.0										
PORTUGAL SOLID WASTE INVESTMENT PLAN	RESINORTE - VALORIZACAO E TRATAMENTO DE RESIDUOS SOLIDOS SA	75.0										
MONTEPIO LOAN FOR SMES MIDCAPS & OTHER PRIORIT 4	CAIXA ECONOMICA MONTEPIO GERAL CAIXA ECONOMICA BANCARIA SA	300.0										
IFD LOAN FOR SMES AND MIDCAPS	IFD - INSTITUICAO FINANCEIRA DE DESENVOLVIMENTO SA	150.0										
NOVO BANCO LOAN FOR SMES AND MIDCAPS	NOVO BANCO SA	225.0										

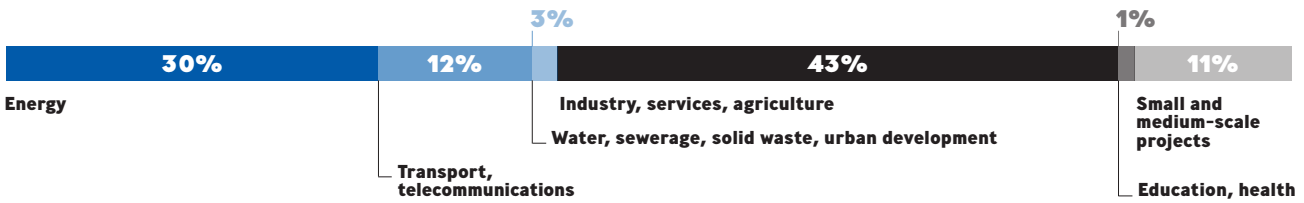
REGIONAL – EU COUNTRIES

Signatures
2015-2019 (in € million)



Source: EIB

EIB lending by sector from 2015 to 2019



€996 million

			EP	RE-EE	ST	CSE	TD	TEN-T	INNOV	SME	C	CA
FORESIGHT LOW CARBON ENERGY INFRASTRUCTURE FUND	FORESIGHT ENERGY INFRASTRUCTURE PARTNERS SCSP	75.0	■	■	■	■	■	■	■	■	■	■
EIB-EIF SME FUNDS INVESTMENT FACILITY	ATLANTIC LABS IV GMBH & CO KG	10.0	■	■	■	■	■	■	■	■	■	■
	FRST 2	10.0	■	■	■	■	■	■	■	■	■	■
	BREEGA CAPITAL VENTURE THREE	10.0	■	■	■	■	■	■	■	■	■	■
	YSIOS BIOFUND III FCRE	15.0	■	■	■	■	■	■	■	■	■	■
	TCEE FUND IV SCA SICAR	10.0	■	■	■	■	■	■	■	■	■	■
	HEARTCORE CAPITAL FUND IV K/S	15.1	■	■	■	■	■	■	■	■	■	■
	BALTCAP PRIVATE EQUITY FUND III USALDUSFOND	15.0	■	■	■	■	■	■	■	■	■	■
	TARGET PARTNERS FUND IV GMBH & CO KG	10.6	■	■	■	■	■	■	■	■	■	■
	CAVALRY VENTURES II GMBH & CO KG	10.0	■	■	■	■	■	■	■	■	■	■
EIB-EIF MIDCAP FUNDS INVESTMENT FACILITY	EQUINOX III	23.8	■	■	■	■	■	■	■	■	■	■
	INDIGO CAPITAL II	13.3	■	■	■	■	■	■	■	■	■	■
ARIANE 6 EUROPEAN SPACE LAUNCHER PROGRAM	ARIANEGROUP SAS	16.6	■	■	■	■	■	■	■	■	■	■
ERICSSON 5G	TELEFONAKTIEBOLAGET LM ERICSSON	24.0	■	■	■	■	■	■	■	■	■	■
TAALERI ENERGIA SOLARWIND FUND II	SPECIAL PURPOSE ENTITY(IES)/FUND	60.0	■	■	■	■	■	■	■	■	■	■
GAGEO I FUND	FCT GAGEO I	10.5	■	■	■	■	■	■	■	■	■	■
AMUNDI EUROPEAN GREEN CREDIT CONTINUUM FUND	SPECIAL PURPOSE ENTITY(IES)/FUND	60.0	■	■	■	■	■	■	■	■	■	■
RDI FOR SUSTAINABLE PRODUCTIVITY SOLUTIONS	ATLAS COPCO AB	24.0	■	■	■	■	■	■	■	■	■	■

EP Environmental protection
RE-EE Renewable energy and energy efficiency

ST Sustainable transport
CSE Competitive and secure energy

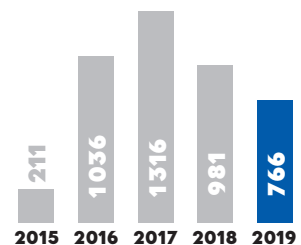
TD Integrated territorial development
TEN-T TEN Transport

REGIONAL – EU COUNTRIES (CONTINUED)

			EP	RE-EE	ST	CSE	TD	TEN-T	INNOV	SME	C	CA
BREAKTHROUGH ENERGY EUROPE FUND	BREAKTHROUGH ENERGY VENTURES EUROPE SCSP	50.0	■	■	■	■	■	■	■	■	■	■
DEMANT - ADVANCED TECHNOLOGY HEARING AIDS RDI	DEMANT A/S	13.2	■	■	■	■	■	■	■	■	■	■
RDI FOR DOOR SOLUTIONS	ASSA ABLOY AB (PUBL)	29.4	■	■	■	■	■	■	■	■	■	■
EFFEL ESSENTIEL FUND	SPECIAL PURPOSE ENTITY(IES)/FUND	40.0	■	■	■	■	■	■	■	■	■	■
OMNES CAPENERGIE 4 FUND	CAPENERGIE 4 SLP	52.5	■	■	■	■	■	■	■	■	■	■
DWS PAN-EUROPEAN INFRASTRUCTURE FUND III	SPECIAL PURPOSE ENTITY(IES)/FUND	75.0	■	■	■	■	■	■	■	■	■	■
INFRAGREEN IV SLP	SPECIAL PURPOSE ENTITY(IES)/FUND	33.8	■	■	■	■	■	■	■	■	■	■
QUAERO EUROPEAN INFRASTRUCTURE FUND II	SPECIAL PURPOSE ENTITY(IES)/FUND	55.5	■	■	■	■	■	■	■	■	■	■
EU MALARIA FUND JUNIOR PARTICIPATION	INVESTITIONSBANK BERLIN	81.0	■	■	■	■	■	■	■	■	■	■
EU MALARIA FUND SENIOR PARTICIPATION	INVESTITIONSBANK BERLIN	30.0	■	■	■	■	■	■	■	■	■	■
BNL AND BPLG LOAN FOR SMES & OTHER PRIORITIES VI	BANCA NAZIONALE DEL LAVORO SPA	10.0	■	■	■	■	■	■	■	■	■	■
RIVERROCK SENIOR LOAN FUND I	RIVERROCK MASTER FUND VI SCA SICAV-RAIF - SENIOR LOAN FEEDER FUND I	53.0	■	■	■	■	■	■	■	■	■	■
BNL AND BPLG MIDCAP LOAN V	BANCA NAZIONALE DEL LAVORO SPA	5.0	■	■	■	■	■	■	■	■	■	■
COMMERZBANK LOAN FOR SMES AND MIDCAPS VII	COMMERZBANK AG	30.0	■	■	■	■	■	■	■	■	■	■
RBI LOAN FOR SMES AND MIDCAPS AND INNOVATION	RAIFFEISEN BANK INTERNATIONAL AG	20.0	■	■	■	■	■	■	■	■	■	■
DEUTSCHE LEASING LOAN FOR SMES & MIDCAPS III	DEUTSCHE LEASING FUNDING BV	3.5	■	■	■	■	■	■	■	■	■	■
	DEUTSCHE SPARKASSEN LEASING AG & CO KG, DEUTSCHE LEASING FUNDING BV	1.5	■	■	■	■	■	■	■	■	■	■

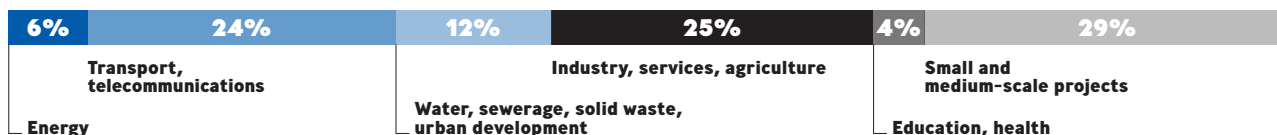
ROMANIA

Signatures
2015-2019 (in € million)



Source: EIB

EIB lending by sector from 2015 to 2019



€766 million

Project Name	Beneficiary	Amount (€ million)	EP	RE-EE	ST	CSE	TD	TEN-T	INNOV	SME	C	CA
EC-EIB SME INITIATIVE ROMANIA	EUROPEAN INVESTMENT FUND	316.8										
ALBA REGIONAL WATER	SC APA CTTA SA	12.0										
BUCHAREST S4 ENERGY EFFICIENCY	MUNICIPIUL BUCURESTI - SECTORUL 4	14.0										
BUCHAREST S2 ENERGY EFFICIENCY	MUNICIPIUL BUCURESTI - SECTORUL 2	21.1										
BUCHAREST S6 ENERGY EFFICIENCY	MUNICIPIUL BUCURESTI - SECTORUL 6	31.3										
BUCHAREST POLYTECHNIC UNIVERSITY	UNIVERSITATEA POLITEHNICA DIN BUCURESTI	25.0										
FOOD PRODUCTION MODERNISATION	ZPOW AGROS NOVA SP ZOO SP K, TYMBARK-MWS SP ZOO SK, TYMBARK BULGARIA EOOD, POLSKIE ZAKLADY ZBOZOWE LUBELLA GMW SP ZOO SK, MASPEX ROMANIA SRL, EKOLAND SP ZOO	27.5										
BLACK SEA GAS CONNECTION	SOCIETATEA NATIONALA DE TRANSPORT GAZE NATURALE TRANSGAZ SA	100.0										
WINNOW (EGFF)	WINNOW EUROPE SRL	7.5										
BOLT (EGFF)	BOLT TECHNOLOGY OUE	13.0										
SOGLEASE RO LOAN FOR SMES & MIDCAPS II	BRD SOGELEASE IFN SA	30.0										
BSTDB LOAN FOR SMES AND MID-CAPS	BLACK SEA TRADE AND DEVELOPMENT BANK	12.5										
BCR LEASING LOAN FOR SMES & MIDCAPS	BCR LEASING IFN SA	30.0										
BANCA TRANSILVANIA LOAN FOR SMES AND MIDCAPS	BANCA TRANSILVANIA SA	75.0										
UCL ROMANIA LOAN FOR SMES AND MIDCAPS III	UNICREDIT LEASING CORPORATION IFN SA	50.0										

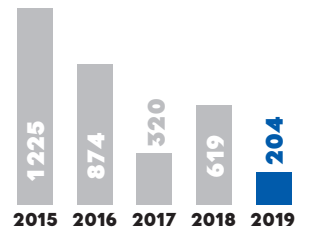
EP Environmental protection
RE-EE Renewable energy and energy efficiency

ST Sustainable transport
CSE Competitive and secure energy

TD Integrated territorial development
TEN-T TEN Transport


SLOVAKIA

Signatures
2015-2019 (in € million)



Source: EIB

EIB lending by sector from 2015 to 2019

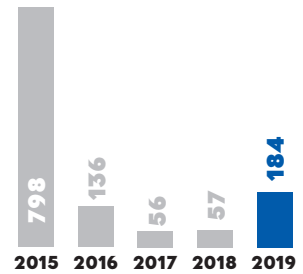


€204 million

Project Name	Beneficiary	Amount (€ million)	EP	RE-EE	ST	CSE	TD	TEN-T	INNOV	SME	C	CA
BONFIGLIOLI ADVANCED MANUFACTURING RDI	BONFIGLIOLI RIDUTTORI SPA	0.9										
VENTURE TO FUTURE FUND	PRIVATE ENTITY(IES)	10.0										
BRATISLAVA SUSTAINABLE URBAN MOBILITY	CITY OF BRATISLAVA	50.0										
VUB SK MULTI-PURPOSE MBIL	VSEOBECNA UVEROVA BANKA AS	50.0										
UNICREDIT LEASING SK LOAN FOR SMES AND MIDCAPS	UNICREDIT LEASING SLOVAKIA AS	50.0										
SGEF CZ LOAN FOR SMES AND MIDCAPS VIII	SG EQUIPMENT FINANCE CZECH REPUBLIC SRO	7.0										
SGEF CZ CLIMATE ACTION AND OTHER PRIORITIES II	SG EQUIPMENT FINANCE CZECH REPUBLIC SRO	36.0										

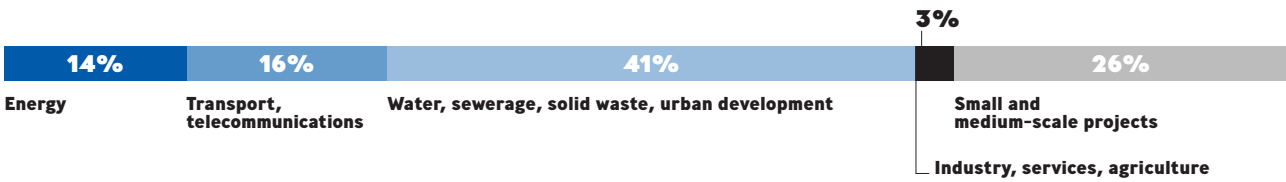
SLOVENIA

Signatures
2015-2019 (in € million)



Source: EIB

EIB lending by sector from 2015 to 2019

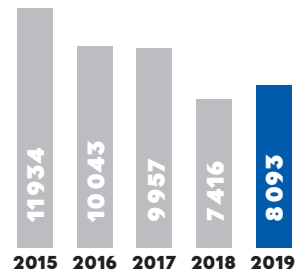


€184 million

Project Name	Beneficiary	Amount (€ million)	EP	RE-EE	ST	CSE	TD	TEN-T	INNOV	SME	C	CA
ELECTRICITY DISTRIBUTION SLOVENIA II	ELEKTRO PRIMORSKA PODETJA ZA DISTRIBUCIJO ELEKTRICNE ENERGIJE DD	22.0										
RESALTA (EGFF)	RESALTA DRUZBA ZA UPRAVLJANJE ENERGETSKIH STORITEV DOO	12.0										
SID LOAN FACILITY INFRASTRUCTURE ENERGY	SID - SLOVENSKA IZVOZNA IN RAZVOJNA BANKA DD LJUBLJANA	50.0										
SID LOAN FOR SMES AND MIDCAPS III	SID - SLOVENSKA IZVOZNA IN RAZVOJNA BANKA DD LJUBLJANA	100.0										

SPAIN

Signatures
2015-2019 (in € million)



Source: EIB

EIB lending by sector from 2015 to 2019



€8 093 million

Project Name	Beneficiary	Amount (€ million)	EP	RE-EE	ST	CFE	TD	TEN-T	INNOV	SME	C	CA
EU FUNDS CO-FINANCING ANDALUCIA 2014-2020	COMUNIDAD AUTONOMA DE ANDALUCIA	230.0	■	■	■	■	■	■	■	■	■	■
ARTECHE PRODUCT INNOVATION AND TESTING	ARTECHE LANTEGI ELKARTEA SA	27.0	■	■	■	■	■	■	■	■	■	■
CAIXABANK TECHNOLOGY & DIGITAL PLATFORMS	CAIXABANK SA	70.0	■	■	■	■	■	■	■	■	■	■
BBVA ENHANCED SUPPORT TO SMES AND MIDCAPS	BANCO BILBAO VIZCAYA ARGENTARIA SA	300.0	■	■	■	■	■	■	■	■	■	■
SENER RENEWABLE ENERGY AND ICT RDI	SENER AEROSPAZIAL SAU	20.0	■	■	■	■	■	■	■	■	■	■
METRO DE MADRID INFRASTRUCTURE UPGRADE	METRO DE MADRID SA	50.0	■	■	■	■	■	■	■	■	■	■
AMB SFSB ENERGY EFFICIENCY BUILDING RENOVATION	PRIVATE ENTITY(IES)	50.0	■	■	■	■	■	■	■	■	■	■
CAIXABANK SME MEZZANINE ABS	EUROPEAN INVESTMENT FUND	100.0	■	■	■	■	■	■	■	■	■	■
LANUZA WIND PROJECT	SIROCCO WINCO 2 SL	44.2	■	■	■	■	■	■	■	■	■	■
ICO MID-CAP INVESTMENT PLATFORM	INSTITUTO DE CREDITO OFICIAL	200.0	■	■	■	■	■	■	■	■	■	■
ERICSSON 5G	TELEFONAKTIEBOLAGET LM ERICSSON	13.0	■	■	■	■	■	■	■	■	■	■
LOGISTICS DEVELOPMENT CASTILLA LA MANCHA	MERLIN PROPERTIES SOCIMI SA	64.0	■	■	■	■	■	■	■	■	■	■
NEUROSCIENCE R&D AND INVESTMENT PROGRAMME	ESTEVE QUIMICA SA, ESTEVE PHARMACEUTICALS SA	39.0	■	■	■	■	■	■	■	■	■	■
RENFE SUBURBAN SUSTAINABLE TRANSPORT MADRID	RENFE OPERADORA	450.0	■	■	■	■	■	■	■	■	■	■
	RENFE OPERADORA, INSTITUTO DE CREDITO OFICIAL	350.0	■	■	■	■	■	■	■	■	■	■
EU FUNDS LA RIOJA CO-FINANCING 2014-2020	COMUNIDAD AUTONOMA DE LA RIOJA	60.0	■	■	■	■	■	■	■	■	■	■
MADRID SOCIAL HOUSING SFSB	COMUNIDAD AUTONOMA DE MADRID	49.0	■	■	■	■	■	■	■	■	■	■
RENFE FEVE ROLLING STOCK NORTHERN SPAIN	RENFE OPERADORA	100.0	■	■	■	■	■	■	■	■	■	■

SPAIN (CONTINUED)

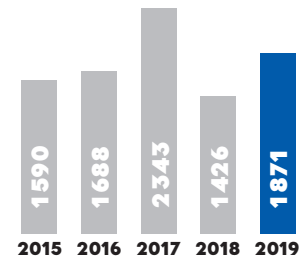
			EP	RE-EE	ST	CSE	TD	TEN-T	INNOV	SME	C	CA
AENA ENERGY EFFICIENCY INVESTMENT PLAN SFSB	AENA SME SA	86.5	■	■	■	■	■	■	■	■	■	■
VALENCIA CLEAN URBAN TRANSPORT FLEET RENEWAL	EMPRESA MUNICIPAL DE TRANSPORTES DE VALENCIA SA	39.0	■	■	■	■	■	■	■	■	■	■
TB CLEAN URBAN TRANSPORT FLEET RENEWAL	TRANSPORTS DE BARCELONA SA	73.5	■	■	■	■	■	■	■	■	■	■
BANCA MARCH ENHANCED SUPPORT FOR MIDCAPS	BANCA MARCH SA	69.9	■	■	■	■	■	■	■	■	■	■
IBERDROLA NUNEZ DE BALBOA PV	IBERDROLA SA	145.0	■	■	■	■	■	■	■	■	■	■
LA CABRERA Y TALAYUELA SOLAR PV	GENIA EXTREMADURA SOLAR SL	76.5	■	■	■	■	■	■	■	■	■	■
QEV TECHNOLOGIES (EGFF)	QEV TECHNOLOGIES SL	17.0	■	■	■	■	■	■	■	■	■	■
NEW AROMATICS TECHNOLOGY DEVELOPMENT	COMPANIA ESPANOLA DE PETROLEOS SAU	60.0	■	■	■	■	■	■	■	■	■	■
SKIN HEALTH R&D	ALMIRALL SA	120.0	■	■	■	■	■	■	■	■	■	■
AMES SINTERING GROWTH INVESTMENTS	AMES GROUP SINTERING SA	16.4	■	■	■	■	■	■	■	■	■	■
SIDENOR SPECIALTY STEEL CAPEX & RDI	SIDENOR ACEROS ESPECIALES SLU	50.0	■	■	■	■	■	■	■	■	■	■
DIGITAL INNOVATION ACCELERATION	EL CORTE INGLES SA	110.0	■	■	■	■	■	■	■	■	■	■
LONG TERM CARE DEVELOPMENT INFRASTRUCTURE	VITALIA PLUS SA	57.5	■	■	■	■	■	■	■	■	■	■
FMB METRO ROLLING STOCK	FERROCARRIL METROPOLITA DE BARCELONA SA	205.0	■	■	■	■	■	■	■	■	■	■
SEVILLA SOCIAL HOUSING	EMPRESA MUNICIPAL DE VIVIENDA, SUELO Y EQUIPAMIENTOS DE SEVILLA SA	40.0	■	■	■	■	■	■	■	■	■	■
ANIMAL HEALTH R&D SPAIN	LABORATORIOS HIPRA SA	25.0	■	■	■	■	■	■	■	■	■	■
GALICIA PUBLIC R&D	COMUNIDAD AUTONOMA DE GALICIA	100.0	■	■	■	■	■	■	■	■	■	■
ELECTRICITY NETWORK MODERNISATION & DEVELOPMENT	I-DE REDES ELECTRICAS INTELIGENTES SA	440.0	■	■	■	■	■	■	■	■	■	■
RENOVABLES DE LA RIBERA WIND FARM	RENOVABLES DE LA RIBERA SL	50.0	■	■	■	■	■	■	■	■	■	■
IM2 SOLAR DEVELOPER FINANCE	IM2 ENERGIA SOLAR PROYECTO 37 SLU	25.9	■	■	■	■	■	■	■	■	■	■
INGETEA ENERGY SOLUTIONS RDI	INGETEA SA	70.0	■	■	■	■	■	■	■	■	■	■
LA ISLA SOLAR PV	NOVASOL INVEST LA ISLA SL	40.9	■	■	■	■	■	■	■	■	■	■
SOLARIA PV PLANTS	CFV TRIANGULUM AUSTRALE SLU	25.0	■	■	■	■	■	■	■	■	■	■
EU FUNDS VALENCIA CO-FINANCING 2014-2020	COMUNIDAD VALENCIANA	80.0	■	■	■	■	■	■	■	■	■	■
GRUPO RUIZ CLEAN BUS FLEET	EMPRESA MARTIN SA, ACCEPTABLE CORPORATE(S)	27.5	■	■	■	■	■	■	■	■	■	■
BANCA MARCH LOAN FOR SMES AND MIDCAPS III	BANCA MARCH SA	100.0	■	■	■	■	■	■	■	■	■	■
ADE LOAN FOR SMES & MIDCAPS	INSTITUTO PARA LA COMPETITIVIDAD EMPRESARIAL DE CASTILLA Y LEON	15.0	■	■	■	■	■	■	■	■	■	■
LOAN FOR SMES & CLIMATE ACTION	BANKIA SA	150.0	■	■	■	■	■	■	■	■	■	■
FLEET RENEWAL LOAN FOR SMES AND MIDCAPS SPAIN	CREDIT AGRICOLE SA	40.0	■	■	■	■	■	■	■	■	■	■
	SANTANDER CONSUMER FINANCE SA	50.0	■	■	■	■	■	■	■	■	■	■
	FT SANTANDER CONSUMER SPAIN AUTO 2019-1	128.9	■	■	■	■	■	■	■	■	■	■
ICO INTERNATIONALISATION LOAN FOR SMES & MIDCAPS	INSTITUTO DE CREDITO OFICIAL	300.0	■	■	■	■	■	■	■	■	■	■

SPAIN (CONTINUED)

			EP	RE-EE	ST	CSE	TD	TEN-T	INNOV	SME	C	CA
CAJA RURAL DE NAVARRA LOAN FOR SMES & MIDCAPS	CAJA RURAL DE NAVARRA SCC	40.0	■	■	■	■	■	■	■	■	■	■
BANKINTER FOCUSED LOAN FOR SMES AND MIDCAPS	BANKINTER SA	199.0	■	■	■	■	■	■	■	■	■	■
ICO SME-FOCUSED FACILITY FOR EMPLOYMENT	INSTITUTO DE CREDITO OFICIAL	500.0	■	■	■	■	■	■	■	■	■	■
SABADELL INNOVATION & DIGITALIZATION OF SMES	SABADELL CONSUMO 1 FONDO DE TITULIZACION	100.0	■	■	■	■	■	■	■	■	■	■
LOAN FOR AGRICULTURAL SMES AND MIDCAPS SPAIN II	BANCO SANTANDER SA	100.0	■	■	■	■	■	■	■	■	■	■
	CAIXABANK SA, ACCEPTABLE BANK(S)	100.0	■	■	■	■	■	■	■	■	■	■
BANKIA ENHANCED SUPPORT FOR SMES & MIDCAPS	BANKIA SA	180.0	■	■	■	■	■	■	■	■	■	■
SANTANDER RISK SHARING FOR MICRO AND SMALL CO	BANCO SANTANDER SA	450.0	■	■	■	■	■	■	■	■	■	■
SANTANDER FOCUSED SUPPORT FOR SME & MIDCAPS 2019	FONDO DE TITULIZACION PYMES MAGDALENA 3	92.5	■	■	■	■	■	■	■	■	■	■
IBERCAJA LOAN FOR SMES & MIDCAPS IV	IBERCAJA BANCO SA	150.0	■	■	■	■	■	■	■	■	■	■
SABADELL FOCUSED SUPPORT FOR SMES AND MIDCAPS	SABADELL CONSUMO 1 FONDO DE TITULIZACION	400.0	■	■	■	■	■	■	■	■	■	■
BANKIA SMES & YOUTH EMPLOYMENT	BANKIA SA	160.0	■	■	■	■	■	■	■	■	■	■
SCF LOAN FOR SMES AND MIDCAPS III	FT SANTANDER CONSUMER SPAIN AUTO 2019-1	98.8	■	■	■	■	■	■	■	■	■	■
FOF ES ANDALUCIA - ARCANO CAPITAL	IMPACTO ANDALUCIA SICC SA	121.0	■	■	■	■	■	■	■	■	■	■
ICE FOCUSED SUPPORT FOR SMES AND MIDCAPS	INSTITUTO PARA LA COMPETITIVIDAD EMPRESARIAL DE CASTILLA Y LEON	30.0	■	■	■	■	■	■	■	■	■	■
FOF ES ANDALUCIA - GED INFRASTRUCTURE	GED ANDALUCIA URBANO II SICC SA	121.0	■	■	■	■	■	■	■	■	■	■
BANCA MARCH LOAN FOR SMES AND MIDCAPS IV	BANCA MARCH SA	200.0	■	■	■	■	■	■	■	■	■	■

SWEDEN

Signatures 2015-2019 (in € million)



Source: EIB

EIB lending by sector from 2015 to 2019

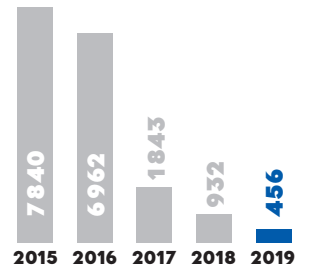


€1 871 million

Project Name	Beneficiary	Amount (€ million)	EP	RE-EE	ST	CSE	TD	TEN-T	INNOV	SME	C	CA
KIRUNA MALMBERGET URBAN RENEWAL	LUOSSAVAARA-KIIRUNAVAARA AB	100.0										
GOTHENBURG MUNICIPAL INVESTMENTS	GOETEBORGS STAD	239.9										
MIDWAY ALIGNMENT VAASA UMEA FERRY	VAASAN KAUPUNKI, UMEAA KOMMUN, KVARKEN LINK OY	35.0										
STOCKHOLM METRO EXTENSION	STOCKHOLMS KOMMUN	195.1										
	REGION STOCKHOLM	162.9										
WALLENSTAM ENERGY EFFICIENT HOUSING	WALLENSTAM AB	239.9										
ERICSSON 5G	TELEFONAKTIEBOLAGET LM ERICSSON	195.5										
RIKSHEM HOUSING ENERGY EFFICIENT RENOVATION SFSB	RIKSHEM AB (PUBL)	93.0										
PORT OF YSTAD INFRASTRUCTURE	YSTAD HAMN LOGISTIK AB	42.6										
ACAST (EGFF)	ACAST AB	25.0										
CIMA (EGFF)	CIMCO MARINE AB	14.0										
RDI FOR SUSTAINABLE PRODUCTIVITY SOLUTIONS	ATLAS COPCO AB	69.0										
AFFORDABLE HOUSING IN SWEDEN	HEIMSTADEN BOSTAD AB	280.3										
RDI FOR DOOR SOLUTIONS	ASSA ABLOY AB (PUBL)	104.0										
SG FINANS LEASING LOAN FOR SMES III	SG FINANS AS	75.0										


UNITED KINGDOM

Signatures
2015-2019 (in € million)



Source: EIB

EIB lending by sector from 2015 to 2019



€456 million







Project Name	Partner	Amount (€ million)	EP	RE-EE	ST	CSE	TD	TEN-T	INNOV	SME	C	CA
FAMILY MOSAIC	PEABODY TRUST	140.1										
GENESIS SOCIAL HOUSING	NOTTING HILL GENESIS	103.0										
ZUMTOBEL LIGHTING RDI	ZUMTOBEL LIGHTING GMBH	6.4										
TRAFFORD PARK METRO LINE EXTENSION	TRANSPORT FOR GREATER MANCHESTER	149.7										
GREATER LONDON INVESTMENT FUND	GLIF LTD	57.1										

OUTSIDE THE EUROPEAN UNION

* ▲































EUROPEAN FREE TRADE ASSOCIATION (EFTA)

€113.0 million

NORWAY		99.2
RDI FOR DOOR SOLUTIONS	ASSA ABLOY AB (PUBL)	9.2  
SG FINANS CLIMATE ACTION MBIL	SG FINANS AS	90.0  
SWITZERLAND		13.8
RDI FOR DOOR SOLUTIONS	ASSA ABLOY AB (PUBL)	13.8  

CANDIDATE COUNTRIES

€550.9 million

ALBANIA		10.4
LANA RIVER FRONT - URBAN REDEVELOPMENT	CITY OF TIRANA	8.0  
	CITY OF TIRANA	2.4  
MONTENEGRO		68.0
MONTENEGRO EDUCATION PROGRAMME	MONTENEGRO	18.0  
IDF LOAN FOR SMES & PRIORITY PROJECTS IV	INVESTMENT AND DEVELOPMENT FUND OF MONTENEGRO JSC	50.0  
NORTH MACEDONIA		78.0
SKOPJE WWTP	JP VODOVOD I KANALIZACIJA-SKOPJE	68.0  
	JP VODOVOD I KANALIZACIJA-SKOPJE	10.0  
SERBIA		277.6
MUNICIPAL INFRASTRUCTURE RESILIENCE FRAMEWORK	REPUBLIC OF SERBIA	40.0  
	REPUBLIC OF SERBIA, PUBLIC ENTITY(IES), PRIVATE ENTITY(IES)	10.0  
BELGRADE PALILULA SEWERAGE SYSTEM	CITY OF BELGRADE	35.0  
E-80 HIGHWAY NIS-MERDARE PHASE I	REPUBLIC OF SERBIA, PUBLIC ENTITY(IES), PRIVATE ENTITY(IES)	100.0  
	REPUBLIC OF SERBIA, PUBLIC ENTITY(IES), PRIVATE ENTITY(IES)	40.6  
PARTNERSHIP FOR LOCAL DEVELOPMENT	REPUBLIC OF SERBIA	22.0  
CREDIT AGRICOLE LOAN FOR SME&OTHERPRIORITIES III	CREDIT AGRICOLE SRBIJA AD NOVI SAD	30.0  
TURKEY		116.9
SISECAM GREENFIELD GLASS FIBRE PLANT	SISECAM ELYAF SANAYII AS	50.0  
MUNICIPAL RESILIENCE FACILITY I- MADAD FUND	PUBLIC ENTITY(IES)	66.9  

* own resources

▲ third-party resources

* ▲

















































POTENTIAL CANDIDATE COUNTRIES**€98.0 million**

BOSNIA AND HERZEGOVINA		98.0
CORRIDOR VC ZENICA NORTH	JAVNO PREDUZECE AUTOCESTE FBIH DOO	19.0 ■ ■
FLOOD PROTECTION MEASURES RS	REPUBLIKA SRPSKA	19.0 ■ ■
WATER AND SANITATION RS II	PUBLIC ENTITY(IES)	30.0 ■ ■
ISP BIH LOAN FOR SMES AND PRIORITY PROJECTS IV	INTESA SANPAOLO BANKA DD BOSNA I HERCEGOVINA	30.0 ■ ■

EASTERN EUROPE, SOUTHERN CAUCASUS**€1 299.6 million**

ARMENIA		4.3
ARMENIA M6 INTERSTATE ROAD	REPUBLIQUE D'ARMENIE	4.3 ■ ■
BELARUS		371.0
BELARUS TRANSPORT CONNECTIVITY	REPUBLIC OF BELARUS, REPUBLICAN UNITARY ENTERPRISE OF AUTOMOBILE ROADS GRODNOAVTODOR, MINSKAVTODOR-CENTER REPUBLICAN UNITARY ENTERPRISE OF HIGHWAYS	110.0 ■ ■
BELARUS SUSTAINABLE ENERGY SCALE-UP	REPUBLIC OF BELARUS, PUBLIC ENTITY(IES), PRIVATE ENTITY(IES)	90.0 ■ ■
BELARUS UTILITY SERVICES MODERNIZATION	REPUBLIC OF BELARUS	66.0 ■ ■
BELAGROPROMBANK LOAN FOR SMES	JSC BELAGROPROMBANK	20.0 ■ ■
BELARUSBANK LOAN FOR SMES	JSC SAVINGS BANK BELARUSBANK	85.0 ■ ■
GEORGIA		345.1
GEORGIA TRANSPORT CONNECTIVITY II	GEORGIA	250.0 ■ ■
TBC BANK JSC LOAN FOR SMES	TBC BANK JSC	26.0 ■ ■
BANK OF GEORGIA - LOAN FOR SMES AND MID-CAPS II	JSC BANK OF GEORGIA	50.0 ■ ■
GEORGIA LOAN FOR SMES OUTREACH INITIATIVE	JSC LIBERTY BANK	15.0 ■ ■
CRYSTAL MICROFINANCE	JSC MFO CRYSTAL	4.1 ■ ■
MOLDOVA, REPUBLIC OF		25.0
MOLDOVA SOLID WASTE FRAMEWORK LOAN	REPUBLICA MOLDOVA	25.0 ■ ■
REGIONAL – EASTERN EUROPE, SOUTHERN CAUCASUS		15.0
GREEN FOR GROWTH FUND IV	GREEN FOR GROWTH FUND SOUTHEAST EUROPE SA SICAV-SIF	15.0 ■ ■
UKRAINE		539.3
AGRI-INFRASTRUCTURE AND BIOMASS POWER GENERATION	UKRAINIAN BLACK SEA INDUSTRIES UKRAINA LIMITED LLC, TRANSGRAINTERMINAL LLC, STAROKOSTIANTYNSKYI OLIINOEKSTRAKTSIYNYI ZAVOD LLC, PJSC VOVCHANSKY VEGETABLE OIL EXTRACTION PLANT, PJSC POLTAVSKY VEGETABLE OIL EXTRACTION PLANT - KERNEL GROUP, LLC BANDURSKY VEGETABLE OIL EXTRACTION PLANT, KONONIVSKIY ELEVATOR LLC, AGRICULTURAL LLC DRUZHBA-NOVA	89.3 ■ ■
EUROPEAN ROADS UKRAINE III	UKRAINE	450.0 ■ ■

MEDITERRANEAN COUNTRIES**€2 261.2 million**

		1 349.0
EGYPT		
GREEN FOR GROWTH CAMENA	GREEN FOR GROWTH FUND SOUTHEAST EUROPE SA SICAV-SIF	4.0  
CAIRO METRO LINE 1 UPGRADING AND RENOVATION	EGYPTIAN COMPANY FOR METRO MANAGEMENT AND OPERATION	350.0  
ALEXANDRIA WEST WASTE WATER TREATMENT PLANT EXT	ALEXANDRIA SANITARY DRAINAGE COMPANY	120.0  
NBE LOAN FOR SMES AND MIDCAPS	NATIONAL BANK OF EGYPT	375.0  
BANQUE MISR LOAN FOR SMES AND MIDCAPS II	BANQUE MISR SAE	500.0  
ISRAEL		
BIONDVAX UNIVERSAL FLU VACCINE (IDFF)	ACCEPTABLE CORPORATE(S)	4.0  
JORDAN		
DEIR ALLA WATER SUPPLY AND SANITATION	HASHEMITE KINGDOM OF JORDAN	65.0  
	HASHEMITE KINGDOM OF JORDAN	16.3  
CVDB - MUNICIPAL ENERGY EFFICIENCY PROGRAMME	CITIES AND VILLAGES DEVELOPMENT BANK	45.0  
LEBANON		
LEBANON ROADS AND EMPLOYMENT PROJECT	REPUBLIQUE DU LIBAN	151.1  
GREATER TRIPOLI BASIN WASTEWATER NETWORKS	REPUBLIQUE DU LIBAN, NORTH LEBANON WATER ESTABLISHMENT, CONSEIL DE DEVELOPPEMENT ET DE RECONSTRUCTION	74.0  
	REPUBLIQUE DU LIBAN, NORTH LEBANON WATER ESTABLISHMENT, CONSEIL DE DEVELOPPEMENT ET DE RECONSTRUCTION	18.3  
ENERGY EFFICIENCY TELECOM LEBANON	IPI GROUP (HOLDING) SAL	27.4  
GLASS MANUFACTURING LEBANON - INTERMEDIATED LOAN	GLASSPACK SAL	22.1  
LEBANON PRIVATE SECTOR RESILIENCE FACILITY	SARADAR BANK SAL	30.0  
	CEDRUS INVEST BANK SAL	10.0  
	CREDITBANK SAL	50.0  
MFI LEBANON	VITAS SAL	4.5  
MOROCCO		
ONEE - NOOR ATLAS	OFFICE NATIONAL DE L'ELECTRICITE ET DE L'EAU POTABLE	129.0  
CASABLANCA - TRAVAUX AUTOROUTIERS	SOCIETE NATIONALE DES AUTOROUTES DU MAROC	80.0  
ONEE-AEP AMELIORATION ET ASSAINISSEMENT II	OFFICE NATIONAL DE L'ELECTRICITE ET DE L'EAU POTABLE	37.5  
AGRO-FOOD PROGRAMME MOROCCO	ZALAR HOLDING SA	25.0  
MBIL FINEA	FINEA SA	35.0  
PALESTINE		
SCHOOL ROOFTOPS PHOTOVOLTAIC SYSTEMS	MASSADER FOR NATURAL RESOURCES AND INFRASTRUCTURE DEVELOPMENT	15.9  

* ▲

MEDITERRANEAN COUNTRIES (CONTINUED)

REGIONAL - MEDITERRANEAN		47.6
AMETHIS MENA FUND II	ACCEPTABLE CORPORATE(S)	20.0 ■ ■
FOURSAN CAPITAL PARTNERS FUND II	FOURSAN CAPITAL PARTNERS HOLDINGS SARL	18.5 ■ ■
FATEN PALESTINE MICROFINANCE LOAN	PALESTINIAN COMPANY FOR CREDIT AND DEVELOPMENT (FATEN)	9.1 ■ ■
REGIONAL - NORTH AFRICA		10.0
GREEN FOR GROWTH FUND IV	GREEN FOR GROWTH FUND SOUTHEAST EUROPE SA SICAV-SIF	10.0 ■ ■
TUNISIA		14.5
REHABILITATION URBAINE TUNISIE II	REPUBLIQUE TUNISIENNE	6.0 ■ ■
ENDA TAMWEEL	ENDA TAMWEEL SA	8.5 ■ ■

AFRICAN, CARIBBEAN AND PACIFIC (ACP) STATES**€1 231.8 million**

CAPE VERDE		22.0
CAPE VERDE CONNECTIVITY PROGRAMME	CABO VERDE TELECOM SA	22.0 ■ ■
DOMINICAN REPUBLIC		55.6
POST-DISASTER AND CLIMATE CHANGE RESILIENCE FL	REPUBLICA DOMINICANA	44.6 ■ ■
	REPUBLICA DOMINICANA	11.0 ■ ■
GAMBIA		12.8
GAMBIA RENEWABLE ENERGY	REPUBLIC OF THE GAMBIA	12.8 ■ ■
GHANA		12.5
KPONG DAM RETROFIT	VOLTA RIVER AUTHORITY, REPUBLIC OF GHANA	12.5 ■ ■
GUINEA		27.4
ENERGY EFFICIENCY TELECOM GUINEA	IPT POWERTECH GUINEA SA	27.4 ■ ■
KENYA		25.0
KENYA AGRICULTURE VALUE CHAIN FACILITY	EQUITY BANK (KENYA) LTD	25.0 ■ ■
KINGDOM OF ESWATINI		10.0
SOUTHERN AFRICA AND INDIAN OCEAN SMERF	ESWATINI DEVELOPMENT FINANCE CORPORATION LTD	10.0 ■ ■

AFRICAN, CARIBBEAN AND PACIFIC (ACP) STATES (CONTINUED)

















LESOTHO		82.0
LLWDP II	KINGDOM OF LESOTHO	82.0 ■ ■
LIBERIA		20.0
MANO RIVER UNION ROAD	REPUBLIC OF LIBERIA	20.0 ■ ■
MADAGASCAR		35.0
JIRAMA WATER III - PRIORITAIRE	JIRO SY RANO MALAGASY SA	35.0 ■ ■
MALAWI		99.1
MALAWI M1 ROAD REHABILITATION I	ROADS AUTHORITY	95.5 ■ ■
SOUTHERN SSA OFF-GRID SOLAR ENERGY ROLL-OUT	SOLAR WORKS MOZAMBIQUE LDA, SOLARWORKS LTD	3.6 ■ ■
MOZAMBIQUE		5.4
SOUTHERN SSA OFF-GRID SOLAR ENERGY ROLL-OUT	SOLAR WORKS MOZAMBIQUE LDA, SOLARWORKS LTD	5.4 ■ ■
NIGER		177.4
AEP NIAMEY II	SOCIETE DE PATRIMOINE DES EAUX DU NIGER, REPUBLIQUE DU NIGER	105.0 ■ ■
NIGELEC EXPANSION DE L ACCES A L ELECTRICITE	SOCIETE NIGERIENNE D'ELECTRICITE, REPUBLIQUE DU NIGER	61.0 ■ ■
ATI MEMBERSHIP CONTRIBUTION NIGER	REPUBLIQUE DU NIGER	11.4 ■ ■
NIGERIA		60.0
NIGERIA PRIVATE ENTERPRISE FINANCE FACILITY	ACCESS BANK PLC	60.0 ■ ■
REGIONAL – ACP		209.6
WOMENS WORLD BANKING CAPITAL PARTNERS II FUND	PRIVATE ENTITY(IES)	10.3 ■ ■
EDFI EUROPEAN FINANCING PARTNERS VI	EUROPEAN FINANCING PARTNERS SA, ACCEPTABLE CORPORATE(S)	5.0 ■ ■
TCX-THE CURRENCY EXCHANGE FUND CAPITAL INCREASE	THE CURRENCY EXCHANGE FUND NV	15.1 ■ ■
ACP SMALLHOLDER FINANCING FACILITY	PRIDE MICROFINANCE LTD	5.0 ■ ■
	CENTENARY RURAL DEVELOPMENT BANK LTD	15.0 ■ ■
ACP MICROFINANCE FACILITY	ALTERFIN CVBA	6.0 ■ ■
TDB SMES AND CLIMATE ACTION LOAN	EASTERN AND SOUTHERN AFRICAN TRADE AND DEVELOPMENT BANK	108.2 ■ ■
EDFI EUROPEAN FINANCING PARTNERS VI	EUROPEAN FINANCING PARTNERS SA	45.0 ■ ■

* ▲

AFRICAN, CARIBBEAN AND PACIFIC (ACP) STATES (CONTINUED)

REGIONAL - AFRICA		235.5
CRAFT - CLIMATE RESILIENCE SOLUTIONS FUND	ACCEPTABLE CORPORATE(S)	4.9 ■ ■
EGP AFRICAN RENEWABLE ENERGY FL (ZAMBIA)	ENEL GREEN POWER SPA	50.0 ■ ■
AFRICINVEST VENTURE CAPITAL GROWTH FUND	ACCEPTABLE CORPORATE(S)	15.0 ■ ■
RESPONSABILITY ACCESS TO CLEAN POWER FUND	RESPONSABILITY ACCESS TO CLEAN POWER FUND SA SICAV-SIF	27.0 ■ ■
CRAFT - CLIMATE RESILIENCE SOLUTIONS FUND LCFP	ACCEPTABLE CORPORATE(S)	1.0 ■ ■
MERIDIAM INFRASTRUCTURE AFRICA FUND TOP UP	SPECIAL PURPOSE ENTITY(IES)/FUND	15.0 ■ ■
LEAPFROG EMERGING CONSUMER FUND III	LEAPFROG EMERGING CONSUMER FUND III LP	22.9 ■ ■
RESPONSABILITY ACCESS TO CLEAN POWER FUND LCFP	RESPONSABILITY ACCESS TO CLEAN POWER FUND SA SICAV-SIF	5.0 ■ ■
METIER SUSTAINABLE CAPITAL FUND II	SPECIAL PURPOSE ENTITY(IES)/FUND	39.7 ■ ■
AFRICAN DEVELOPMENT PARTNERS III	ACCEPTABLE CORPORATE(S)	46.0 ■ ■
BLUE ORCHARD RESILIENCE FUND	ACCEPTABLE CORPORATE(S)	9.0 ■ ■
REGIONAL - CARIBBEAN		3.8
MGM SUSTAINABLE ENERGY FUND II	SPECIAL PURPOSE ENTITY(IES)/FUND	3.8 ■ ■
REGIONAL - CENTRAL AFRICA		19.0
WEST & CENTRAL AFRICA PEFF	COMMERCIAL BANK OF CAMEROUN SA	14.0 ■ ■
	PRO PME FINANCEMENT SA	5.0 ■ ■
REGIONAL - EAST AFRICA		15.0
EAST AFRICA SME-FOCUSED REGIONAL FACILITY	UGANDA DEVELOPMENT BANK LTD	15.0 ■ ■
REGIONAL - SOUTHERN AFRICA		10.1
EVOLUTION II	EVOLUTION II (MAURITIUS) LP	6.6 ■ ■
SOUTHERN AFRICA AND INDIAN OCEAN SMERF	FDH BANK LTD	3.5 ■ ■
REGIONAL - WEST AFRICA		43.4
EVOLUTION II	EVOLUTION II (MAURITIUS) LP	20.5 ■ ■
VEROD CAPITAL GROWTH FUND III	ACCEPTABLE CORPORATE(S)	12.9 ■ ■
WEST AFRICA MICROFINANCE FACILITY	KAFO JIGINEW	10.0 ■ ■
SAO TOME AND PRINCIPE		12.5
SAO TOME SUSTAINABLE ROADS	REPUBLICA DEMOCRATICA DE SAO TOME E PRINCIPE	12.5 ■ ■

AFRICAN, CARIBBEAN AND PACIFIC (ACP) STATES (CONTINUED)

SENEGAL		12.5
SCALING SOLAR PV SENEGAL	KAHONE SOLAIRE SA	6.8  
	KAEL SOLAIRE SA	5.7  
SEYCHELLES		10.0
SOUTHERN AFRICA AND INDIAN OCEAN SMERF	DEVELOPMENT BANK OF SEYCHELLES	10.0  
TOGO		11.4
ATI MEMBERSHIP CONTRIBUTION TOGO	REPUBLIQUE DU TOGO	11.4  
ZAMBIA		4.8
ZAMBIA WATER AND SANITATION PROJECT		4.8  
OCT		€68.2 million
NEW CALEDONIA		24.0
BCI SMALL ENTERPRISES AND REMOTE AREAS FACILITY	BANQUE CALEDONIENNE D'INVESTISSEMENT	24.0  
SINT MAARTEN		44.2
ST MAARTEN AIRPORT POST-HURRICANE RECONSTRUCTION	PRINCESS JULIANA INTERNATIONAL AIRPORT EXPLOITATIEMAATSCHAPPIJ NV	44.2  
SOUTH AFRICA		€100.0 million
SOUTH AFRICA		100.0
NEDBANK PRIVATE SECTOR FACILITY 2	NEDBANK LTD	100.0  

* ▲





















ASIA (EXCL. CENTRAL ASIA)**€1 291.8 million**

CAMBODIA		105.1
BAKHENG WATER SUPPLY PROJECT	PHNOM PENH WATER SUPPLY AUTHORITY, KINGDOM OF CAMBODIA	53.6 ■ ■
SAAMBAT SUSTAINABLE RURAL DEVELOPMENT CAMBODIA	KINGDOM OF CAMBODIA	51.5 ■ ■
CHINA		500.0
YANGTZE RIVER BASIN FOREST PROTECTION	PEOPLE'S GOVERNMENT OF JIANGXI PROVINCE, PEOPLE'S GOVERNMENT OF ANHUI PROVINCE	200.0 ■ ■
BAOTOU ENERGY EFFICIENCY	BAOTOU GAS CO LTD	100.0 ■ ■
JIANGXI WATER TRANSPORT I	JIANGXI PROVINCIAL PORT AND WATERWAY CONSTRUCTION INVESTMENT CO LTD	200.0 ■ ■
INDIA		559.7
PUNE METRO RAIL PROJECT	MAHARASHTRA METRO RAIL CORPORATION LTD	200.0 ■ ■
YES BANK (INDIA) CLIMATE ACTION FL	YES BANK LTD	87.4 ■ ■
BHOPAL METRO RAIL PROJECT	MADHYA PRADESH METRO RAIL CO LTD	250.0 ■ ■
GEF SOUTH ASIA GROWTH FUND II	SPECIAL PURPOSE ENTITY(IES)/FUND	22.3 ■ ■
LAO PEOPLE'S DEMOCRATIC REP.		70.0
LAO RESILIENT RURAL ROADS	LAO PEOPLE'S DEMOCRATIC REPUBLIC	5.0 ■ ■
LAO RESILIENT ROADS FRAMEWORK LOAN	LAO PEOPLE'S DEMOCRATIC REPUBLIC	100.0 ■ ■
REGIONAL - ASIA		22.0
MGM SUSTAINABLE ENERGY FUND II	SPECIAL PURPOSE ENTITY(IES)/FUND	1.3 ■ ■
CRAFT - CLIMATE RESILIENCE SOLUTIONS FUND	ACCEPTABLE CORPORATE(S)	9.8 ■ ■
CRAFT - CLIMATE RESILIENCE SOLUTIONS FUND LCFP	ACCEPTABLE CORPORATE(S)	2.0 ■ ■
BLUE ORCHARD RESILIENCE FUND	ACCEPTABLE CORPORATE(S)	9.0 ■ ■

CENTRAL ASIA**€57.1 million**

KAZAKHSTAN		27.1
KAZAKHSTAN MICRO LENDING	MICROFINANCE ORGANIZATION KMF LLC	27.1 ■ ■
TAJKISTAN		30.0
QAIROKKUM HPP CLIMATE RESILIENCE UPGRADE	OSHC BARKI TOJK	30.0 ■ ■

LATIN AMERICA**€828.5 million**

BRAZIL		645.8
LATAM SUSTAINABLE POWER GENERATION FL	EDP RENOVAVEIS BRASIL SA	150.8  
BDMG CLIMATE ACTION FL II	BANCO DE DESENVOLVIMENTO DE MINAS GERAIS SA	100.0  
COPASA WATER AND SANITATION PROGRAMME	COMPANHIA DE SANEAMENTO DE MINAS GERAIS - COPASA MG	145.0  
NEOENERGIA CLIMATE ACTION FL	NEOENERGIA SA	250.0  
COLOMBIA		135.2
BANCOLDX PRIVATE SECTOR SUPPORT	BANCO DE COMERCIO EXTERIOR DE COLOMBIA SA	135.2  
ECUADOR		11.2
TECHNICAL AND TECHNOLOGICAL INSTITUTES PROGRAMME	PUBLIC ENTITY(IES)	11.2  
REGIONAL - LATIN AMERICA		36.4
MGM SUSTAINABLE ENERGY FUND II	SPECIAL PURPOSE ENTITY(IES)/FUND	20.2  
CRAFT - CLIMATE RESILIENCE SOLUTIONS FUND	ACCEPTABLE CORPORATE(S)	9.8  
CRAFT - CLIMATE RESILIENCE SOLUTIONS FUND LCFP	ACCEPTABLE CORPORATE(S)	2.0  
BLUE ORCHARD RESILIENCE FUND	ACCEPTABLE CORPORATE(S)	4.5  

EUROPEAN INVESTMENT BANK

STATISTICAL SUPPLEMENT

SECTION I FINANCING PROVIDED WITHIN THE EUROPEAN UNION

(contracts signed)

Table A	Breakdown by country and objective in 2019	60
Table B	Breakdown by country and sector in 2019	61
Table C	Breakdown by country and sector from 2015 to 2019	62
Table D	Detailed breakdown by sector in 2019 and from 2015 to 2019	63
Table E	Breakdown by region in 2019 and from 2015 to 2019	65

SECTION II FINANCING PROVIDED OUTSIDE THE EUROPEAN UNION

(contracts signed)

Table F	Lending facilities and mandates outside the European Union, situation as at 31 December 2019	70
Table G	Breakdown by country and sector in 2019	71
Table H	Breakdown by country and sector from 2015 to 2019	72

SECTION III BORROWINGS RAISED

Table I	Borrowings raised in 2019 – list of operations	74
Table J	Borrowings raised (before swaps) from 2015 to 2019	78
Table K	Borrowings raised (before swaps) in 2019 under medium-term note or debt issuance programmes (excluding EARNs and stand-alone issues)	79

NB: as rounded figures are used in the following tables, it is possible that the totals do not correspond to the sum of the individual amounts.

Table A Financing provided within the European Union in 2019Breakdown by country and objective ⁽¹⁾

Own resources

(€ million)

	Amount signed € million (own resources)	Environment			Infrastructure			Innovation and Skills	SMEs and Mid-caps	Economic and Social Cohesion ⁽³⁾	Climate Action ⁽³⁾
		Environmental Protection and Natural Resource Efficiency	Renewable Energy and Energy Efficiency	Sustainable Transport – Urban and Inter-urban	Competitive and Secure Energy ⁽²⁾	Integrated Territorial Development	Strategic Transport projects including TEN-T				
Austria	1 554	37	-	156	293	303	95	502	168	5	355
Belgium	1 730	156	-	193	-	229	458	384	310	461	524
Bulgaria	210	66	-	-	91	-	-	24	29	207	1
Croatia	466	-	-	-	-	249	-	-	216	466	8
Cyprus	230	10	30	4	-	6	2	33	146	190	40
Czech Republic	1 308	-	48	81	330	48	445	34	323	1 209	554
Denmark	839	-	5	15	-	-	294	351	174	27	299
Estonia	237	-	5	1	169	2	-	49	11	223	9
Finland	1 713	196	62	12	118	373	185	655	113	-	253
France	6 929	531	1 364	687	280	941	41	1 966	1 119	974	3 277
Germany	5 339	45	399	478	22	1 061	200	2 535	600	850	1 528
Greece	1 935	123	95	155	274	185	219	159	727	1 498	459
Hungary	702	-	21	47	-	109	-	473	53	577	79
Ireland	960	4	-	9	-	310	323	131	183	1	128
Italy	9 649	931	591	234	1 134	225	242	3 247	3 045	1 966	1 914
Latvia	243	26	44	42	-	30	-	55	46	243	59
Lithuania	47	2	13	2	-	16	-	3	11	47	16
Luxembourg	215	-	-	196	-	-	-	-	19	55	199
Malta	78	-	-	-	-	10	-	33	35	78	1
Netherlands	2 477	220	223	315	-	261	524	489	446	6	729
Poland	4 337	34	170	798	235	390	1 061	711	938	3 128	1 354
Portugal	1 379	316	129	-	158	68	-	165	544	1 134	270
Regional - EU countries	996	29	289	50	36	7	11	326	248	76	391
Romania	766	16	66	-	100	-	-	127	456	571	84
Slovakia	204	-	2	55	-	5	5	11	126	109	61
Slovenia	184	-	-	-	22	-	-	17	146	111	18
Spain	7 851	95	546	1 314	441	221	31	1 334	3 871	1 905	2 240
Sweden	1 871	7	343	358	-	488	106	494	75	13	1 235
United Kingdom	456	-	-	150	-	243	-	6	57	-	160
Total	54 906	2 843	4 443	5 352	3 702	5 779	4 242	14 313	14 233	16 131	16 248

⁽¹⁾ As certain financing operations meet several objectives, the totals for the various headings cannot be meaningfully added together.⁽²⁾ including TEN-Energy.⁽³⁾ Transversal indicator.

Data as of 26/01/2020.

The amounts are based on the percentage of the operation meeting the eligibility criteria.

Table B Financing provided within the European Union in 2019
Breakdown by country and sector

(€ million)

	Total	Investment loans or framework loans	Infrastructure				Industry, services, agriculture	Education	Health	Credit lines
			Energy	Transport, telecommunications	Water, sewerage, solid waste	Urban development				
Austria	1 554	1 342	291	265	39	175	475	47	50	212
Belgium	1 730	1 421	-	712	151	29	301	28	200	310
Bulgaria	210	177	91	-	-	-	86	-	-	33
Croatia	466	73	-	-	-	-	23	-	50	393
Cyprus	230	73	28	11	8	6	15	3	2	157
Czech Republic	1 308	909	330	495	-	84	-	-	-	400
Denmark	839	588	-	294	-	-	295	-	-	250
Estonia	237	224	175	-	-	2	29	18	-	13
Finland	1 713	1 586	132	231	150	248	396	205	225	127
France	6 929	5 080	1 083	1 324	570	450	1 006	388	260	1 849
Germany	5 339	4 306	14	1 263	-	737	1 563	599	130	1 033
Greece	2 031	1 122	298	455	123	93	132	15	8	909
Hungary	702	653	-	215	-	95	144	200	-	49
Ireland	960	812	-	357	-	286	131	29	10	148
Italy	9 696	5 662	1 565	815	422	271	1 271	1 318	-	4 033
Latvia	246	221	41	-	-	70	70	20	20	25
Lithuania	47	22	-	2	-	18	-	2	0	25
Luxembourg	215	196	-	196	-	-	-	-	-	19
Malta	78	28	-	28	-	-	-	-	-	50
Netherlands	2 477	1 922	27	1 139	100	75	268	-	313	555
Poland	4 394	3 384	413	1 912	3	260	680	26	91	1 010
Portugal	1 379	604	287	-	286	32	-	-	-	775
Regional - EU countries	996	863	273	94	18	4	464	-	10	134
Romania	766	251	100	-	12	20	95	25	-	514
Slovakia	204	61	-	50	-	-	11	-	-	143
Slovenia	184	34	34	-	-	-	-	-	-	150
Spain	8 093	3 588	891	1 310	35	139	1 128	27	58	4 505
Sweden	1 871	1 796	-	436	-	620	740	-	-	75
United Kingdom	456	399	-	150	-	243	6	-	-	57
Total	55 350	37 399	6 072	11 752	1 917	3 957	9 329	2 948	1 426	17 951

Table C Financing provided within the European Union from 2015 to 2019
Breakdown by country and sector

(€ million)

	Total	Investment loans or framework loans	Infrastructure				Industry, services, agriculture	Education	Health	Credit lines
			Energy	Transport, telecommunications	Water, sewerage, solid waste	Urban development				
Austria	7 241	5 762	917	2 724	200	325	1 222	169	205	1 480
Belgium	9 184	7 557	2 132	1 734	986	456	1 085	696	469	1 626
Bulgaria	1 095	530	91	125	67	-	247	-	-	565
Croatia	2 335	961	57	33	-	600	182	-	90	1 374
Cyprus	1 206	422	76	64	80	32	61	96	13	784
Czech Republic	3 763	1 275	449	510	-	140	163	-	13	2 488
Denmark	3 247	2 589	120	1 043	1	0	1 425	-	-	658
Estonia	813	781	215	42	-	222	112	158	32	33
Finland	8 654	7 978	1 089	1 885	354	450	1 932	1 105	1 164	677
France	36 383	28 122	4 907	10 218	869	1 939	6 153	3 386	651	8 262
Germany	30 922	24 379	1 188	7 999	1 259	3 578	8 237	1 719	400	6 543
Greece	8 648	4 739	1 414	1 481	291	372	865	260	58	3 909
Hungary	4 257	3 535	251	1 077	284	345	1 065	513	-	722
Ireland	4 265	3 792	179	773	200	641	431	773	795	473
Italy	48 952	29 143	7 134	7 637	2 208	3 770	5 139	3 114	143	19 808
Latvia	576	541	61	75	-	140	167	58	40	35
Lithuania	1 147	944	193	192	86	338	12	124	1	203
Luxembourg	614	528	-	196	-	-	32	300	-	86
Malta	239	148	5	51	9	25	42	9	6	92
Netherlands	11 333	6 732	327	2 984	1 203	625	752	130	711	4 602
Poland	23 344	17 819	1 767	9 484	40	1 372	4 862	64	230	5 525
Portugal	7 263	2 485	996	56	763	287	312	46	25	4 778
Regional - EU countries	4 176	3 723	1 249	516	94	13	1 789	6	56	453
Romania	4 310	3 084	261	1 039	395	127	1 086	162	15	1 227
Slovakia	3 242	2 297	190	1 170	-	621	294	15	7	945
Slovenia	1 231	911	179	196	-	500	36	-	-	320
Spain	47 443	16 394	5 818	4 617	557	343	4 885	103	73	31 049
Sweden	8 918	8 538	467	1 244	51	2 223	3 673	88	792	380
United Kingdom	18 033	17 251	5 311	2 956	3 332	2 185	1 137	1 848	482	782
Total	302 838	202 959	37 042	62 118	13 325	21 667	47 397	14 940	6 471	99 878

Table D Financing provided within the European Union in 2019 and from 2015 to 2019
Detailed breakdown by sector

(€ million)

	2019		2015-2019	
	Amount	% of total	Amount	% of total
Energy and infrastructure	23 698	42.8	134 152	44.3
Energy	6 072	11.0	37 042	12.2
Production	3 106	5.6	17 588	5.8
Electricity generation	2 431	4.4	14 647	4.8
Energy	619	1.1	1 313	0.4
Crude petroleum and natural gas production	-	-	653	0.2
Heat production	55	0.1	974	0.3
Transport and distribution	2 966	5.4	19 454	6.4
Power transmission and distribution	2 290	4.1	12 833	4.2
Oil and natural gas transmission and distribution	604	1.1	6 235	2.1
Heat transmission and distribution	73	0.1	387	0.1
Transport	9 325	16.8	50 454	16.7
Railways	3 186	5.8	17 906	5.9
Urban transport	2 708	4.9	13 725	4.5
Roads, motorways	1 472	2.7	11 056	3.7
Air transport	1 263	2.3	4 504	1.5
Sea transport	534	1.0	2 865	0.9
Transport	28	0.0	158	0.1
Space transport	100	0.2	100	0.0
Intermodal centres	-	-	91	0.0
Other forms of transport	25	0.0	40	0.0
Sundry transport infrastructure	11	0.0	11	0.0
Telecommunications	2 427	4.4	11 663	3.9
PSTN ; transmission and broadcasting networks	1 057	1.9	7 317	2.4
Mobile communications networks	1 290	2.3	3 771	1.2
Telecommunications	80	0.1	576	0.2
Water, sewerage	1 245	2.2	11 553	3.8
Water collection, treatment and supply	760	1.4	7 277	2.4
Sewerage	485	0.9	4 008	1.3
Irrigation	-	-	268	0.1
Solid waste	672	1.2	1 772	0.6
Waste treatment/disposal	478	0.9	1 220	0.4
Waste collection/recycling	194	0.3	552	0.2
Urban development	3 758	6.8	18 678	6.2
Urban development	3 758	6.8	18 678	6.2
Composite infrastructure	199	0.4	2 990	1.0
Composite infrastructure	199	0.4	2 990	1.0

Table D Financing provided within the European Union in 2019 and from 2015 to 2019 (continued)
Detailed breakdown by sector

(€ million)

	2019		2015-2019	
	Amount	% of total	Amount	% of total
Industry, services, education, health, agriculture	13 702	24.8	68 808	22.7
Industry	5 176	9.4	29 443	9.7
Manufacture of transport equipment	149	0.3	6 416	2.1
Civil engineering	1 054	1.9	4 975	1.6
Manufacture of electrical and electronic equipment	1 205	2.2	4 731	1.6
Manufacture of chemicals and chemical products	781	1.4	4 584	1.5
Manufacture of machinery and equipment	736	1.3	2 893	1.0
Manufacture of basic metals and manufacture of fabricated metal products	794	1.4	1 998	0.7
Manufacture of food and agricultural products	383	0.7	1 387	0.5
Manufacture of pulp, paper; publishing and printing	10	0.0	785	0.3
Manufacture of other non-metallic mineral products	-	-	751	0.2
Other manufacturing	-	-	469	0.2
Refining	-	-	180	0.1
Manufacture of rubber and products and plastics	62	0.1	153	0.1
Mining and quarrying	-	-	120	0.0
Services	3 896	7.0	15 618	5.2
Research and development	1 655	3.0	6 987	2.3
Business activities	1 499	2.7	5 486	1.8
Financial industry	353	0.6	1 844	0.6
Public administration	97	0.2	480	0.2
Commerce	210	0.4	473	0.2
Hotel, restaurants	59	0.1	237	0.1
Public, social and personnel services	24	0.0	112	0.0
Education	2 948	5.3	14 940	4.9
Tertiary education	383	0.7	5 420	1.8
Education and training	1 719	3.1	5 266	1.7
Secondary education	619	1.1	3 688	1.2
Primary education	205	0.4	448	0.1
Pre-primary education	11	0.0	108	0.0
Vocational education and technical training	9	0.0	9	0.0
Health	1 426	2.6	6 471	2.1
Health and social work activities	1 426	2.6	6 471	2.1
Agriculture, fisheries, forestry	257	0.5	2 336	0.8
Agriculture	255	0.5	2 018	0.7
Forestry	3	0.0	318	0.1
Total individual loans / framework loans	37 399	67.6	202 959	67.0
Total credit lines	17 951	32.4	99 878	33.0
Total	55 350	100.0	302 838	100.0

Table E Financing provided within the European Union in 2019 and from 2015 to 2019
Breakdown by region

This analytical table is based on NUTS 1 or 2 regional classification, depending on the country concerned. Where possible, individual loans covering several regions have been subdivided. Credit lines are accounted separately. EUROSTAT 2017 GDP at current market prices expressed in terms of purchasing power standard (PPS) per inhabitant as a percentage of the EU average (EU28=100). 2018 unemployment rate (EU28=6.9). 2018 population figures ('000).

(€ million)

	GDP per capita	Unemployment rate (%)	Population ('000)	2019	2015 - 2019
Austria	127	4.9	8 822	1 554	7 241
Ostösterreich	126	6.9	3 852	47	2 393
Südösterreich	113	4.1	1 801	348	762
Westösterreich	136	3.0	3 169	291	877
Multiregional	-	-	-	656	1 730
Credit lines	-	-	-	212	1 480
Belgium	116	6.0	11 399	1 730	9 184
Région de Bruxelles-Capitale	196	13.2	1 205	64	253
Région wallonne	84	8.5	3 634	729	2 502
Vlaams Gewest	120	3.4	6 559	539	2 538
Multiregional	-	-	-	89	2 265
Credit lines	-	-	-	310	1 626
Bulgaria	49	5.2	7 050	210	1 095
Severen tsentralen	34	6.7	795	-	30
Severoiztochen	39	7.4	934	-	45
Yugozapaden	79	2.6	2 108	-	185
Yuzhen tsentralen	35	4.2	1 417	65	135
Multiregional	-	-	-	112	135
Credit lines	-	-	-	33	565
Croatia	62	8.5	4 105	466	2 335
Jadranska Hrvatska	59	9.4	1 378	50	207
Sjeverozapadna Hrvatska	-	-	-	-	43
Multiregional	-	-	-	23	712
Credit lines	-	-	-	393	1 374
Cyprus	85	8.4	864	230	1 206
Multiregional	-	-	-	73	422
Credit lines	-	-	-	157	784
Czech Republic	89	2.2	10 610	1 308	3 763
Jihovýchod	81	2.3	1 692	-	27
Jihozápad	77	1.5	1 221	50	50
Severovýchod	75	2.0	1 511	-	36
Střední Morava	73	2.2	1 216	-	2
Multiregional	-	-	-	859	1 160
Credit lines	-	-	-	400	2 488
Denmark	128	5.1	5 781	839	3 247
Hovedstaden	166	5.4	1 823	194	765
Midtjylland	114	4.7	1 314	-	2
Sjælland	88	5.2	835	200	260
Multiregional	-	-	-	195	1 562
Credit lines	-	-	-	250	658
Estonia	79	5.4	1 319	237	813

Table E Financing provided within the European Union in 2019 and from 2015 to 2019 (continued)
Breakdown by region

(€ million)

	GDP per capita	Unemployment rate (%)	Population ('000)	2019	2015 - 2019
Finland	109	7.4	5 513	1 713	8 654
Etelä-Suomi	98	7.4	1 157	295	532
Extra-Regio NUTS 2	-	-	-	-	7
Helsinki-Uusimaa	141	6.9	1 656	163	2 921
Itä-Suomi	91	8.1	1 291	294	1 053
Länsi-Suomi	97	7.4	1 380	154	1 329
Multiregional	-	-	-	681	2 136
Credit lines	-	-	-	127	677
France	104	9.1	66 926	6 929	36 383
Alsace - Champagne-Ardenne - Lorraine	85	9.0	5 534	-	1 114
Aquitaine - Limousin - Poitou-Charentes	87	8.8	5 973	-	733
Auvergne - Rhône-Alpes	100	7.4	7 992	204	1 206
Bourgogne - Franche-Comté	81	8.3	2 804	-	348
Bretagne	88	6.8	3 323	-	611
Centre - Val de Loire	84	8.3	2 572	-	10
Corse	84	-	336	-	11
Île de France	177	8.8	12 184	-	700
Languedoc-Roussillon - Midi-Pyrénées	86	9.5	5 868	142	918
Nord-Pas-de-Calais - Picardie	80	11.2	5 992	207	1 639
Normandie	85	8.9	3 327	180	660
Pays-de-la-Loire	94	7.8	3 772	-	336
Provence-Alpes-Côte d'Azur	95	9.3	5 048	360	1 123
Régions ultrapériphériques françaises (France's outermost regions)	64	23.2	2 201	65	491
Multiregional	-	-	-	3 923	18 221
Credit lines	-	-	-	1 849	8 262
Germany	124	3.4	82 792	5 339	30 922
Baden-Württemberg	141	2.5	11 023	49	2 494
Bayern	144	2.2	12 997	157	911
Berlin	118	6.1	3 613	290	2 040
Brandenburg	87	4.1	2 504	237	2 016
Hamburg	202	4.1	1 831	52	1 102
Hessen	140	3.2	6 243	256	1 534
Niedersachsen	114	3.3	7 963	111	1 250
Nordrhein-Westfalen	121	3.8	17 912	764	2 753
Rheinland-Pfalz	111	3.1	4 074	380	864
Sachsen	93	4.0	4 081	-	379
Sachsen-Anhalt	85	5.3	2 223	11	11
Schleswig-Holstein	101	3.1	2 890	110	215
Thüringen	90	4.1	2 151	65	65
Multiregional	-	-	-	1 826	8 748
Credit lines	-	-	-	1 033	6 543
Greece	67	19.3	10 741	2 031	8 648
Attiki	91	19.9	3 756	274	453
Kentriki Ellada	55	18.9	2 718	50	186
Nisia Aigaiou, Kriti	60	15.9	1 186	230	420
Voreia Ellada	52	20.3	3 081	-	264
Multiregional	-	-	-	568	3 416
Credit lines	-	-	-	909	3 909

Table E Financing provided within the European Union in 2019 and from 2015 to 2019 (continued)
Breakdown by region

(€ million)

	GDP per capita	Unemployment rate (%)	Population ('000)	2019	2015 - 2019
Hungary	68	3.7	9 778	702	4 257
Alföld és Észak	45	5.0	3 839	38	40
Dunántúl	60	3.1	2 928	38	70
Közép-Magyarország	104	2.7	3 012	75	674
Multiregional	-	-	-	502	2 751
Credit lines	-	-	-	49	722
Ireland	181	5.8	4 830	960	4 265
Italy	96	10.6	60 484	9 696	48 952
Abruzzo	83	10.8	1 315	8	113
Basilicata	71	12.5	567	30	394
Calabria	58	21.6	1 957	92	153
Campania	62	20.4	5 827	247	1 061
Emilia-Romagna	119	5.9	4 453	147	1 886
Friuli-Venezia Giulia	104	6.7	1 216	149	315
Lazio	111	11.2	5 897	277	1 301
Liguria	107	9.9	1 557	46	361
Lombardia	128	6.0	10 036	558	2 520
Marche	91	8.1	1 532	56	226
Molise	67	13.0	308	3	310
Piemonte	102	8.2	4 376	139	765
Provincia Autonoma di Bolzano	143	2.9	528	-	106
Provincia Autonoma di Trento	122	4.8	540	10	186
Puglia	62	16.1	4 048	124	600
Sardegna	69	15.4	1 648	260	370
Sicilia	59	21.5	5 027	166	626
Toscana	103	7.4	3 737	171	975
Umbria	83	9.2	885	38	56
Veneto	112	6.5	4 905	258	1 154
Multiregional	-	-	-	2 884	15 666
Credit lines	-	-	-	4 033	19 808
Latvia	67	7.4	1 934	246	576
Lithuania	78	6.2	2 809	47	1 147
Luxembourg	253	5.6	602	215	614
Malta	97	3.7	476	78	239
Netherlands	128	3.8	17 181	2 477	11 333
Noord-Nederland	99	4.8	1 722	30	456
Oost-Nederland	106	3.6	3 623	120	559
West-Nederland	145	3.9	8 190	788	1 729
Zuid-Nederland	124	3.4	3 645	125	1 130
Multiregional	-	-	-	859	2 858
Credit lines	-	-	-	555	4 602

Table E Financing provided within the European Union in 2019 and from 2015 to 2019 (continued)
Breakdown by region

(€ million)

	GDP per capita	Unemployment rate (%)	Population ('000)	2019	2015 - 2019
Poland	70	3.9	37 977	4 394	23 344
Dolnośląskie	77	3.3	2 865	91	264
Kujawsko-Pomorskie	56	4.3	2 060	45	353
Łódzkie	65	4.4	2 462	69	289
Lubelskie	48	6.3	2 105	33	525
Lubuskie	57	3.0	1 004	-	441
Małopolskie	63	2.9	3 349	25	646
Mazowieckie	59	5.7	2 335	631	1 534
Opolskie	55	3.2	949	-	51
Podkarpackie	49	6.5	2 086	-	203
Podlaskie	50	3.2	1 155	-	636
Pomorskie	67	3.0	2 295	183	450
Śląskie	72	3.4	4 501	123	883
Świętokrzyskie	50	5.8	1 232	-	112
Warmińsko-Mazurskie	49	5.6	1 408	-	117
Wielkopolskie	76	2.2	3 466	-	487
Zachodniopomorskie	58	3.8	1 679	-	233
Multiregional	-	-	-	2 186	10 593
Credit lines	-	-	-	1 010	5 525
Portugal	77	7.1	10 291	1 379	7 263
Alentejo	72	7.3	712	-	14
Algarve	83	6.4	440	-	2
Área Metropolitana de Lisboa	100	7.5	2 834	42	254
Centro (PT)	67	5.8	2 231	-	76
Norte	65	7.4	3 576	150	318
Multiregional	-	-	-	412	1 821
Credit lines	-	-	-	775	4 778
Regional - EU countries	-	-	-	996	4 176
Romania	63	4.2	19 531	766	4 310
Slovakia	76	6.5	5 443	204	3 242
Bratislavský kraj	179	2.9	651	-	452
Východné Slovensko	54	10.1	1 623	-	45
Multiregional	-	-	-	61	1 800
Credit lines	-	-	-	143	945
Slovenia	85	5.1	2 067	184	1 231

Table E Financing provided within the European Union in 2019 and from 2015 to 2019 (continued)
Breakdown by region

(€ million)

	GDP per capita	Unemployment rate (%)	Population ('000)	2019	2015 - 2019
Spain	92	15.3	46 658	8 093	47 443
Andalucía	68	23.0	8 410	332	1 663
Aragón	101	10.6	1 313	-	287
Canarias	75	20.1	2 177	-	202
Cantabria	83	10.7	581	-	5
Castilla y León	86	12.1	2 419	11	366
Castilla-la Mancha	73	18.2	2 033	123	463
Cataluña	110	11.5	7 489	347	1 458
Ciudad Autónoma de Melilla	66	25.8	85	-	3
Comunidad de Madrid	124	12.2	6 550	125	1 834
Comunidad Foral de Navarra	113	10.0	644	72	251
Comunidad Valenciana	81	15.6	4 946	113	660
Extremadura	64	23.7	1 070	194	663
Galicia	82	13.3	2 703	100	862
Illes Balears	96	11.5	1 167	-	214
La Rioja	96	10.4	313	60	96
País Vasco	121	10.0	2 171	119	1 272
Principado de Asturias	82	13.6	1 028	-	38
Región de Murcia	76	16.8	1 476	3	160
Multiregional	-	-	-	1 990	5 896
Credit lines	-	-	-	4 505	31 049
Sweden	121	6.4	10 120	1 871	8 918
Mellersta Norrland	102	5.5	376	-	12
Norra Mellansverige	97	6.4	852	-	18
Östra Mellansverige	105	7.2	1 688	-	854
Övre Norrland	111	5.4	520	100	200
Småland med öarna	104	5.7	857	-	79
Stockholm	166	5.6	2 308	69	1 283
Sydsverige	104	8.6	1 504	-	637
Västsverige	119	5.6	2 016	240	1 137
Multiregional	-	-	-	1 387	4 319
Credit lines	-	-	-	75	380
United Kingdom	106	4.0	66 274	456	18 033
East Midlands	84	4.3	4 781	-	458
East of England	95	3.1	6 198	-	404
London	187	4.7	8 900	-	3 766
North East	77	4.9	2 648	-	807
North West	92	4.0	7 272	150	1 063
Northern Ireland	81	3.6	1 876	-	373
Scotland	98	3.8	5 437	-	2 081
South East	113	3.4	9 121	-	963
South West	90	3.0	5 578	-	457
Wales	76	4.1	3 127	-	579
West Midlands	87	4.9	5 873	-	898
Yorkshire and The Humber	82	4.7	5 463	-	439
Multiregional	-	-	-	249	4 964
Credit lines	-	-	-	57	782
European Union	100	7.6	511 523	55 350	302 838

Table F Lending facilities and mandates in the investment phase outside the EU, situation as at 31.12.2019

Lending Facilities and Mandates	Period of validity	Financial envelope € million
1.1 with Member States' or European Union Guarantee		
1.1.1 with Member States' Guarantee		2 600
ACP ⁽¹⁾ (Cotonou Partnership Agreement)	2014-2020	2 500
OCT ⁽²⁾ (Council Decision)	2014-2020	100
1.1.2 with European Union Guarantee (Council Decision)		32 300 ⁽¹⁰⁾
Pre-Accession Countries ⁽³⁾ and beneficiaries	2014-2020	8 075
Neighbourhood and Partnership Countries	2014-2020	19 680
– Southern Neighbourhood ⁽⁴⁾		13 030
– Eastern Neighbourhood ⁽⁵⁾		6 650
Asia and Latin America ⁽⁶⁾	2014-2020	4 083
– Asia		1 165
– Central Asia		224
– Latin America		2 694
Republic of South Africa	2014-2020	462
1.1.3 with ACP Investment Facility Guarantee		1 500
Cotonou Infrastructure Package ACP ⁽¹⁾ / OCT ⁽²⁾	2018-2020	1 500
1.2 EIB Own Risk Facilities		46 300
Pre-Accession Facility	up to 2020	32 200
EFTA Facility ⁽⁷⁾	up to 2021	5 100
Neighbourhood Finance Facility ⁽⁸⁾	2014-2020	3 000
Climate Action and Environment Facility ⁽⁹⁾	2014-2020	4 750
Strategic Projects Facility	2014-2020	1 250
II – Third Party Resources Lending		
ACP Investment Facility (Cotonou Agreement)	2003-2020	3 137
OCT Risk Capital (Council Decision)	2003-2020	48.5
IFE-IF ACP Cotonou III	2014-2020	500

The eligible countries and regions include:**(1) African, Caribbean and Pacific States (ACP)**

Africa: Angola, Benin, Botswana, Burkina Faso, Burundi, Cameroon, Cape Verde, Central African Republic, Chad, Comoros, Congo (Brazzaville), Congo (Kinshasa), Côte d'Ivoire, Djibouti, Eritrea, Ethiopia, Gabon, Gambia, Ghana, Guinea, Guinea Bissau, Kenya, Kingdom of Eswatini, Lesotho, Liberia, Madagascar, Malawi, Mali, Mauritania, Mauritius, Mozambique, Namibia, Niger, Nigeria, Rwanda, São Tomé and Príncipe, Senegal, Seychelles, Sierra Leone, Tanzania, Togo, Uganda, Zambia, Zimbabwe.

Caribbean: Antigua and Barbuda, Bahamas, Barbados, Belize, Dominica, Dominican Republic, Grenada, Guyana, Haiti, Jamaica, Saint Kitts and Nevis, Saint Lucia, Saint Vincent and the Grenadines, Suriname, Trinidad and Tobago.

Pacific: Cook Islands, Timor-Leste, Fiji, Kiribati, Marshall Islands, Micronesia, Nauru, Niue, Palau, Papua New Guinea, Samoa, Solomon Islands, Tonga, Tuvalu, Vanuatu.

(2) Overseas Countries and Territories (OCT)

Anguilla, Aruba, Bermuda, Bonaire, British Antarctic Territory, British Indian Ocean Territory, British Virgin Islands, Cayman Islands, Curaçao, Falkland Islands, French Polynesia, French Southern and Antarctic Territories, Greenland, Montserrat, New Caledonia and dependencies, Pitcairn, Saba, Saint Barthélemy, Sint Eustatius, Sint Maarten, South Georgia and the South Sandwich Islands, Saint Helena, Saint Pierre and Miquelon, Turks and Caicos Islands, Wallis and Futuna.

(3) Pre-Accession Countries and beneficiaries

Albania, North Macedonia, Montenegro, Serbia, Turkey, Bosnia and Herzegovina, Kosovo under United Nations Security Council Resolution 1244 (1999).

(4) Southern Neighbourhood: Algeria, Egypt, Palestine, Jordan, Lebanon, Libya, Morocco, Tunisia.**(5) Eastern Neighbourhood:** Belarus, Moldova, Ukraine, Southern Caucasus (Armenia, Azerbaijan, Georgia) and Russia.

(6) Asia: Bangladesh, Bhutan, Cambodia, China (including Hong Kong and Macao Special Administrative Regions), India, Indonesia, Iran, Iraq, the Lao People's Democratic Republic, Malaysia, Maldives, Mongolia, Myanmar/Burma, Nepal, Pakistan, the Philippines, Sri Lanka, Thailand, Vietnam, Yemen.

Central Asia: Kazakhstan, Kyrgyzstan, Tajikistan, Turkmenistan, Uzbekistan.

Latin America: Argentina, Bolivia, Brazil, Colombia, Costa Rica, Ecuador, El Salvador, Guatemala, Honduras, Mexico, Nicaragua, Panama, Paraguay, Peru, Uruguay, Venezuela.

(7) EFTA countries: Iceland, Liechtenstein, Norway and Switzerland.

(8) Eligible regions include Southern Neighbourhood countries and Eastern Neighbourhood countries (see above for exhaustive lists).

(9) Eligible regions include ACP states and Overseas Countries and Territories, Asia including Central Asia, Latin America and the Republic of South Africa.

Financial envelope of the EIB external mandate:

(10) The maximum ceiling for EIB financing under the EU guarantee comprises a General Mandate of €32.3 billion (broken down into regional ceilings indicated in the table). This amount was increased from the original €27 billion after the entry into force of the revised ELM Decision in October 2018.

EIB own risk facilities were also amended to align with the revised ELM Decision.

Risk capital, technical assistance, investment grants, guarantee instruments and interest subsidies:

EIB lending outside the EU is complemented by risk capital, blending and advisory activities which, depending on the initiative, partnership or mechanism, are funded by the EU budget, the European Development Fund, direct contributions from EU Member States or other donor countries, the European Commission or EIB own resources.

Table G Financing provided outside the European Union in 2019
Breakdown by country and sector

(€ million)

	Resources			Sector					
	Total	Own	Third party	Energy	Transport, telecommunications	Water, sewerage, solid waste, urban development	Industry, services (*), agriculture	Education, health	Credit lines
EFTA	113.0	113.0	-	-	-	-	23.0	-	90.0
Norway	99.2	99.2	-	-	-	-	9.2	-	90.0
Switzerland	13.8	13.8	-	-	-	-	13.8	-	-
Candidate countries	550.9	421.0	129.9	-	140.6	262.3	50.0	18.0	80.0
Albania	10.4	8.0	2.4	-	-	10.4	-	-	-
Montenegro	68.0	68.0	-	-	-	-	-	18.0	50.0
North Macedonia	78.0	68.0	10.0	-	-	78.0	-	-	-
Serbia	277.6	227.0	50.6	-	140.6	107.0	-	-	30.0
Turkey	116.9	50.0	66.9	-	-	66.9	50.0	-	-
Potential candidate countries	98.0	79.0	19.0	-	19.0	49.0	-	-	30.0
Bosnia and Herzegovina	98.0	79.0	19.0	-	19.0	49.0	-	-	30.0
Eastern Europe, Southern Caucasus	1 299.6	1 295.4	4.3	98.7	818.7	118.4	63.8	-	200.1
Armenia	4.3	-	4.3	-	4.3	-	-	-	-
Belarus	371.0	371.0	-	62.6	110.0	93.4	-	-	105.0
Georgia	345.1	345.1	-	-	250.0	-	-	-	95.1
Moldova, Republic of	25.0	25.0	-	-	-	25.0	-	-	-
Regional - Eastern Europe, Southern Caucasus	15.0	15.0	-	15.0	-	-	-	-	-
Ukraine	539.3	539.3	-	21.1	454.5	-	63.8	-	-
Mediterranean countries	2 261.2	2 214.2	47.1	231.4	581.1	337.1	89.6	-	1 022.1
Egypt	1 349.0	1 345.0	4.0	4.0	350.0	120.0	-	-	875.0
Israel	4.0	4.0	-	-	-	-	4.0	-	-
Jordan	126.3	110.0	16.3	45.0	-	81.3	-	-	-
Lebanon	387.5	369.2	18.3	27.4	151.1	92.3	22.1	-	94.5
Morocco	306.5	306.5	-	129.0	80.0	37.5	25.0	-	35.0
Palestine	15.9	15.9	-	15.9	-	-	-	-	-
Regional - Mediterranean	47.6	47.6	-	-	-	-	38.5	-	9.1
Regional - North Africa	10.0	10.0	-	10.0	-	-	-	-	-
Tunisia	14.5	6.0	8.5	-	-	6.0	-	-	8.5
ACP States	1 231.8	563.3	668.5	315.2	183.6	254.5	169.7	9.1	299.6
Cape Verde	22.0	22.0	-	0.5	21.5	-	-	-	-
Dominican Republic	55.6	44.6	11.0	-	33.3	22.2	-	-	-
Gambia	12.8	-	12.8	12.8	-	-	-	-	-
Ghana	12.5	12.5	-	12.5	-	-	-	-	-
Guinea	27.4	-	27.4	27.4	-	-	-	-	-
Kenya	25.0	-	25.0	-	-	-	-	-	25.0
Kingdom of Eswatini	10.0	-	10.0	-	-	-	-	-	10.0
Lesotho	82.0	82.0	-	-	-	82.0	-	-	-
Liberia	20.0	20.0	-	-	20.0	-	-	-	-
Madagascar	35.0	35.0	-	-	-	35.0	-	-	-
Malawi	99.1	95.5	3.6	3.6	95.5	-	-	-	-
Mozambique	5.4	-	5.4	5.4	-	-	-	-	-
Niger	177.4	116.4	61.0	61.0	-	105.0	11.4	-	-
Nigeria	60.0	-	60.0	-	-	-	-	-	60.0
Regional - ACP	209.6	-	209.6	27.0	-	-	25.4	-	157.1
Regional - Africa	235.5	80.6	154.9	123.8	0.8	5.5	96.4	9.1	-
Regional - Caribbean	3.8	3.8	-	1.5	-	-	2.3	-	-
Regional - Central Africa	19.0	-	19.0	-	-	-	-	-	19.0
Regional - East Africa	15.0	-	15.0	-	-	-	-	-	15.0
Regional - Southern Africa	10.1	6.6	3.5	6.6	-	-	-	-	3.5
Regional - West Africa	43.4	20.5	22.9	20.5	-	-	22.9	-	-
São Tomé and Príncipe	12.5	12.5	-	-	12.5	-	-	-	-
Senegal	12.5	-	12.5	12.5	-	-	-	-	-
Seychelles	10.0	-	10.0	-	-	-	-	-	10.0
Togo	11.4	11.4	-	-	-	-	11.4	-	-
Zambia	4.8	-	4.8	-	-	4.8	-	-	-
OCT	68.2	44.2	24.0	-	44.2	-	-	-	24.0
New Caledonia	24.0	-	24.0	-	-	-	-	-	24.0
Sint Maarten	44.2	44.2	-	-	44.2	-	-	-	-
South Africa	100.0	100.0	-	-	-	-	-	-	100.0
South Africa	100.0	100.0	-	-	-	-	-	-	100.0
Asia (excl. Central Asia)	1 291.8	1 284.8	7.0	203.5	806.5	57.0	224.9	-	-
Cambodia	105.1	105.1	-	-	51.5	53.6	-	-	-
China	500.0	500.0	-	100.0	200.0	-	200.0	-	-
India	559.7	559.7	-	103.0	450.0	3.3	3.3	-	-
Lao People's Democratic Rep.	105.0	100.0	5.0	-	105.0	-	-	-	-
Regional - Asia	22.0	20.0	2.0	0.5	-	-	21.5	-	-
Central Asia	57.1	57.1	-	30.0	-	-	-	-	27.1
Kazakhstan	27.1	27.1	-	-	-	-	-	-	27.1
Tajikistan	30.0	30.0	-	30.0	-	-	-	-	-
Latin America	828.5	815.3	13.2	508.8	-	145.0	28.3	11.2	135.2
Brazil	645.8	645.8	-	500.8	-	145.0	-	-	-
Colombia	135.2	135.2	-	-	-	-	-	-	135.2
Ecuador	11.2	-	11.2	-	-	-	-	11.2	-
Regional - Latin America	36.4	34.4	2.0	8.1	-	-	28.3	-	-
Total	7 900.2	6 987.3	912.9	1 387.6	2 593.7	1 223.2	649.3	38.3	2 008.1

(*) Includes financial services (equity investments in fund agency agreements).

Table H Financing provided outside the European Union from 2015 to 2019
Breakdown by country and sector

(€ million)

	Resources			Sector					
	Total	Own	Third party	Energy	Transport, telecommunications	Water, sewerage, solid waste, urban development	Industry, services (*), agriculture	Education, health	Credit lines
EFTA	1 186.8	1 186.8	-	509.9	317.6	7.7	71.7	-	280.0
Iceland	298.5	298.5	-	195.0	103.5	-	-	-	-
Norway	798.8	798.8	-	312.1	209.3	5.3	12.3	-	260.0
Switzerland	89.4	89.4	-	2.8	4.8	2.4	59.4	-	20.0
Candidate countries	7 712.8	7 489.9	223.0	620.7	1 597.7	337.8	531.0	388.0	4 237.7
Albania	115.4	113.0	2.4	105.0	-	10.4	-	-	-
Montenegro	454.4	434.4	20.0	-	80.9	35.5	-	18.0	320.0
North Macedonia	223.0	213.0	10.0	-	35.0	78.0	-	-	110.0
Serbia	1 304.7	1 181.1	123.6	-	491.7	107.0	26.0	50.0	630.0
Turkey	5 615.3	5 548.4	66.9	515.7	990.0	106.9	505.0	320.0	3 177.7
Potential candidate countries	601.7	573.0	28.7	-	394.8	51.9	-	15.0	140.0
Bosnia and Herzegovina	479.7	451.0	28.7	-	272.8	51.9	-	15.0	140.0
Kosovo ¹	122.0	122.0	-	-	122.0	-	-	-	-
Eastern Europe, Southern Caucasus	5 768.4	5 708.4	60.0	867.0	2 298.1	746.8	510.1	9.0	1 337.4
Armenia	187.4	177.2	10.3	10.0	61.8	8.0	7.0	-	100.6
Azerbaijan	70.0	70.0	-	-	-	-	-	-	70.0
Belarus	530.0	530.0	-	62.6	110.0	177.4	-	-	180.0
Georgia	1 436.3	1 431.4	4.9	3.5	799.5	296.5	125.0	-	211.8
Moldova, Republic of	220.9	216.0	4.9	121.0	50.0	25.0	10.0	-	14.9
Regional - Eastern Europe, Southern Caucasus	15.0	15.0	-	15.0	-	-	-	-	-
Ukraine	3 308.9	3 268.9	40.0	654.8	1 276.9	240.0	368.1	9.0	760.0
Mediterranean countries	9 325.5	9 161.1	164.3	1 580.8	1 778.1	1 203.4	455.1	63.1	4 245.0
Egypt	4 649.7	4 598.4	51.2	680.6	825.0	502.1	39.8	-	2 602.1
Israel	257.1	257.1	-	141.0	-	-	116.1	-	-
Jordan	395.4	365.4	30.0	111.3	-	174.7	-	-	109.4
Lebanon	1 212.0	1 193.7	18.3	27.4	151.1	212.8	22.1	-	798.6
Morocco	1 540.1	1 495.0	45.1	548.1	180.0	156.5	147.4	63.1	445.0
Palestine	65.1	65.1	-	15.9	-	-	-	-	49.2
Regional - Mediterranean	95.8	93.8	2.0	-	-	-	83.7	-	12.1
Regional - North Africa	10.0	10.0	-	10.0	-	-	-	-	-
Tunisia	1 100.3	1 082.6	17.7	46.5	622.0	157.2	46.1	-	228.5
ACP States	5 957.0	2 702.3	3 254.7	1 468.9	1 036.4	1 028.5	1 022.1	20.8	1 380.3
Angola	120.0	100.0	20.0	-	20.0	100.0	-	-	-
Belize	7.8	7.8	-	-	-	-	-	-	7.8
Benin	110.0	98.0	12.0	18.0	-	80.0	-	-	12.0
Burkina Faso	7.0	4.0	3.0	-	-	4.0	-	-	3.0
Cameroon	51.0	-	51.0	50.0	1.0	-	-	-	-
Cape Verde	22.0	22.0	-	0.5	21.5	-	-	-	-
Congo (Democratic Republic)	24.0	-	24.0	-	24.0	-	-	-	-
Côte d'Ivoire	160.3	152.7	7.6	117.7	-	35.0	-	-	7.6
Dominican Republic	180.8	134.1	46.8	89.5	33.3	22.2	-	5.0	30.8
Ethiopia	156.5	40.0	116.5	4.0	4.0	40.0	8.4	-	100.0
Fiji	64.4	64.4	-	-	-	64.4	-	-	-
Gambia	69.8	57.0	12.8	69.8	-	-	-	-	-
Ghana	59.3	12.5	46.8	12.5	-	-	6.8	-	40.0
Guinea	222.4	195.0	27.4	222.4	-	-	-	-	-
Haiti	12.0	12.0	-	-	-	-	-	-	12.0
Kenya	291.3	182.0	109.3	181.3	85.0	-	-	-	25.0
Kingdom of Eswatini	46.4	36.4	10.0	-	-	36.4	-	-	10.0
Lesotho	82.0	82.0	-	-	-	82.0	-	-	-
Liberia	20.0	20.0	-	-	20.0	-	-	-	-
Madagascar	358.3	243.6	114.7	30.6	292.7	35.0	-	-	-
Malawi	194.6	161.0	33.6	3.6	116.5	44.5	30.0	-	-
Mali	50.0	-	50.0	-	-	50.0	-	-	-
Mauritania	50.0	-	50.0	-	50.0	-	-	-	-
Mauritius	8.0	-	8.0	-	-	8.0	-	-	-
Micronesia, Federated States of	4.4	-	4.4	-	-	-	-	-	4.4
Mozambique	46.7	-	46.7	5.4	-	-	21.3	-	20.0
Namibia	16.9	-	16.9	-	-	16.9	-	-	-
Niger	182.4	116.4	66.0	61.0	-	105.0	11.4	-	5.0
Nigeria	266.9	-	266.9	4.0	-	-	122.9	-	140.0
Papua New Guinea	53.4	53.4	-	-	53.4	-	-	-	-
Regional - ACP	365.7	39.9	325.8	27.0	-	-	140.1	-	198.5
Regional - Africa	1 029.9	160.9	869.0	273.5	24.1	9.6	423.0	15.8	284.0
Regional - Caribbean	142.1	8.1	134.0	42.3	6.0	43.2	36.6	-	14.0
Regional - Central Africa	33.7	2.5	31.3	-	-	-	2.5	-	31.3

(*) Includes financial services (equity investments in fund agency agreements).

(1) Kosovo under United Nations Security Council Resolution 1244 (1999).

Table H Financing provided outside the European Union from 2015 to 2019 (continued)
Breakdown by country and sector

(€ million)

	Resources			Sector					
	Total	Own	Third party	Energy	Transport, telecommunications	Water, sewerage, solid waste, urban development	Industry, services (*), agriculture	Education, health	Credit lines
ACP States (continued)									
Regional - East Africa	432.1	7.4	424.7	-	-	-	48.7	-	383.4
Regional - Pacific	2.0	1.7	0.3	-	-	-	1.7	-	0.3
Regional - Southern Africa	77.9	21.4	56.5	6.6	-	-	55.3	-	16.0
Regional - West Africa	96.2	20.5	75.7	20.5	-	-	64.4	-	11.3
Rwanda	45.0	45.0	-	-	-	45.0	-	-	-
São Tomé and Príncipe	24.5	24.5	-	12.0	12.5	-	-	-	-
Senegal	403.0	340.0	63.0	120.3	145.0	100.0	37.7	-	-
Seychelles	27.5	12.5	15.0	-	17.5	-	-	-	10.0
Tanzania, United Republic of	4.0	-	4.0	4.0	-	-	-	-	-
Togo	11.4	11.4	-	-	-	-	11.4	-	-
Uganda	4.0	-	4.0	4.0	-	-	-	-	-
Zambia	319.5	212.5	107.0	88.1	110.0	107.3	-	-	14.0
OCT	104.6	44.2	60.4	-	52.2	-	-	-	52.4
French Polynesia	8.4	-	8.4	-	-	-	-	-	8.4
New Caledonia	44.0	-	44.0	-	-	-	-	-	44.0
Sint Maarten	52.2	44.2	8.0	-	52.2	-	-	-	-
South Africa	435.9	435.9	-	-	-	-	15.9	-	420.0
South Africa	435.9	435.9	-	-	-	-	15.9	-	420.0
Asia (excl. Central Asia)	3 974.6	3 967.6	7.0	1 053.3	2 168.4	272.1	380.7	-	100.0
Bangladesh	285.0	285.0	-	-	245.0	40.0	-	-	-
Cambodia	140.3	140.3	-	-	51.5	88.8	-	-	-
China	900.0	900.0	-	250.0	260.0	90.0	300.0	-	-
India	2 039.2	2 039.2	-	532.5	1 400.0	3.3	3.3	-	100.0
Lao People's Democratic Rep.	143.9	138.9	5.0	-	143.9	-	-	-	-
Maldives	45.0	45.0	-	45.0	-	-	-	-	-
Mongolia	39.7	39.7	-	39.7	-	-	-	-	-
Nepal	128.9	128.9	-	128.9	-	-	-	-	-
Pakistan	50.0	50.0	-	50.0	-	-	-	-	-
Regional - Asia	84.5	82.5	2.0	7.1	-	-	77.4	-	-
Sri Lanka	50.0	50.0	-	-	-	50.0	-	-	-
Vietnam	68.0	68.0	-	-	68.0	-	-	-	-
Central Asia	669.1	669.1	-	100.0	-	120.0	22.0	-	427.1
Kazakhstan	327.1	327.1	-	-	-	-	-	-	327.1
Kyrgyzstan	112.0	112.0	-	70.0	-	20.0	22.0	-	-
Tajikistan	30.0	30.0	-	30.0	-	-	-	-	-
Uzbekistan	200.0	200.0	-	-	-	100.0	-	-	100.0
Latin America	3 255.0	3 233.8	21.2	1 426.3	394.6	617.3	342.9	81.3	392.5
Argentina	266.6	258.6	8.0	-	91.3	114.7	-	-	60.6
Bolivia	132.2	132.2	-	-	-	55.5	76.7	-	-
Brazil	1 225.8	1 225.8	-	896.4	10.4	169.0	-	-	150.0
Colombia	183.7	183.7	-	-	48.5	-	-	-	135.2
Ecuador	377.6	366.4	11.2	-	41.0	92.9	162.4	81.3	-
Honduras	79.4	79.4	-	-	79.4	-	-	-	-
Mexico	159.4	159.4	-	159.4	-	-	-	-	-
Nicaragua	283.2	283.2	-	146.1	124.0	13.2	-	-	-
Panama	131.1	131.1	-	-	-	131.1	-	-	-
Paraguay	109.7	109.7	-	79.7	-	-	-	-	30.0
Peru	126.8	126.8	-	126.8	-	-	-	-	-
Regional - Latin America	179.5	177.5	2.0	17.9	-	40.9	103.8	-	16.8
Total	38 991.4	35 172.1	3 819.3	7 626.9	10 037.9	4 385.5	3 351.6	577.2	13 012.3

(*) Includes financial services (equity investments in fund agency agreements).

Table I Medium and long-term borrowings raised in 2019 (before swaps)

Month of issue	Subscription currency	Characteristics (*)	Life (years)	Coupon (%) / Structure	Amount (million)	
					Currency	EUR
PUBLIC BORROWING OPERATIONS						
January						
	AUD	1	5.54	4.750000	550	347
	EUR	1	17.64	1.125000	250	250
	EUR	1	4.12	1.625000	400	400
	EUR	1	3.99	synthetic	18	18
	EUR	1	3.77	synthetic	23	23
	EUR	2	10.01	0.625000	5 000	5 000
	GBP	1	4.88	0.875000	500	567
	GBP	1	6.08	1.375000	500	572
	GBP	1	3.00	FRN	1 000	1 106
	MXN	1	2.03	4.750000	500	22
	MXN	1	4.47	7.500000	500	23
	NOK	1	2.37	1.000000	250	25
	NOK	1	3.34	1.500000	250	25
	NOK	1	5.02	1.500000	1 000	102
	NOK	1	3.27	1.500000	250	26
	NOK	3	5.00	FRN	1 000	103
	RUB	1	3.00	6.750000	1 500	20
	SEK	1	10.79	1.250000	1 000	98
	SEK	1	9.34	1.375000	250	24
	USD	1	3.01	synthetic	36	31
	USD	3	5.17	2.625000	4 000	3 495
	ZAR	1	8.29	8.000000	500	32
	ZAR	1	2.67	8.250000	750	47
	ZAR	1	3.55	8.375000	500	31
	ZAR	1	6.59	8.750000	500	31
	ZAR	1	2.22	9.000000	1 000	61
	ZAR	1	13.73	fixed-capitalised	449	28
February						
	AUD	1	7.49	3.100000	300	189
	EUR	1	7.05	0.000000	250	250
	EUR	1	3.12	synthetic	12	12
	EUR	2	5.28	0.050000	3 000	3 000
	GBP	1	7.61	1.000000	250	286
	MXN	1	3.32	7.500000	250	12
	NOK	1	4.95	1.500000	250	26
	NOK	1	5.07	3.250000	250	26
	NOK	3	5.00	FRN	500	52
	NOK	3	5.00	FRN	500	52
	NOK	3	3.16	FRN	500	52
	NOK	3	4.97	FRN	1 000	102
	NOK	3	4.02	FRN	1 000	102
	USD	1	4.71	synthetic	13	11
	USD	1	2.89	synthetic	25	22
	USD	3	3.24	2.625000	3 000	2 658
	ZAR	1	4.00	7.250000	500	32
	ZAR	1	8.23	8.000000	500	33
	ZAR	1	3.40	8.375000	750	48
	ZAR	1	5.55	8.500000	500	32

(*) Characteristics: (1) Operations launched under MTN or debt issuance programmes. (2) EARN (3) other

(**) In establishing statistics on its borrowing operations, the EIB uses the FX rates valid when the operation is launched.

Table I Medium and long-term borrowings raised in 2019 (before swaps) (continued)

Month of issue	Subscription currency	Characteristics (*)	Life (years)	Coupon (%) / Structure	Amount (million)	
					Currency	EUR
PUBLIC BORROWING OPERATIONS (continued)						
March						
	EUR	1	11.99	1.000000	250	250
	EUR	1	3.83	synthetic	17	17
	EUR	1	3.61	synthetic	29	29
	GBP	1	7.01	FRN	500	582
	PLN	1	10.69	3.000000	1 000	233
	PLN	3	5.95	FRN	1 250	291
	SEK	1	6.11	1.250000	500	48
	USD	1	18.01	FRN	25	22
	USD	1	2.84	synthetic	46	40
	ZAR	1	8.10	8.000000	500	31
	ZAR	1	2.45	8.250000	500	31
April						
	EUR	1	18.39	0.950000	500	500
	EUR	1	23.62	1.000000	500	500
	EUR	2	7.52	0.100000	3 000	3 000
	GBP	1	4.59	0.875000	350	406
	NOK	1	4.80	1.500000	250	26
	NOK	1	3.08	1.500000	1 000	103
	NOK	1	4.76	1.500000	500	52
	NOK	1	4.74	1.500000	1 000	104
	NOK	1	3.00	1.500000	500	52
	NOK	1	4.25	1.645000	500	52
	PLN	1	5.07	3.000000	500	117
	SEK	1	12.01	1.190000	500	48
	SEK	1	10.61	1.250000	250	24
	SEK	1	9.10	1.375000	250	24
	ZAR	1	8.01	8.000000	500	31
	ZAR	1	5.38	8.500000	500	31
May						
	AUD	1	5.44	1.700000	400	248
	CAD	1	3.02	FRN	3	2
	EUR	1	10.35	0.250000	250	250
	EUR	1	3.82	1.625000	250	250
	EUR	1	3.63	synthetic	16	16
	NOK	1	1.97	1.000000	250	26
	NOK	1	2.99	1.500000	1 500	153
	NOK	1	4.68	1.500000	250	26
	NOK	1	2.96	1.500000	500	51
	NOK	1	2.93	1.500000	500	51
	NOK	1	4.64	1.500000	500	51
	PLN	1	10.49	2.875000	1 000	232
	SEK	1	10.51	1.250000	250	23
	SEK	1	5.94	1.250000	500	47
	SEK	1	9.00	1.375000	250	23
	USD	3	5.11	2.250000	3 000	2 677

(*) Characteristics: (1) Operations launched under MTN or debt issuance programmes. (2) EARN (3) other

(**) In establishing statistics on its borrowing operations, the EIB uses the FX rates valid when the operation is launched.

Table I Medium and long-term borrowings raised in 2019 (before swaps) (continued)

Month of issue	Subscription currency	Characteristics (*)	Life (years)	Coupon (%)/Structure	Amount (million)	
					Currency	EUR
PUBLIC BORROWING OPERATIONS (continued)						
June						
	AUD	1	9.90	3.300000	100	62
	DKK	1	12.37	0.000000	3 000	402
	EUR	1	4.75	0.000000	250	250
	EUR	2	10.01	0.125000	3 000	3 000
	GBP	1	3.00	0.780000	50	56
	NOK	1	2.86	1.500000	250	26
	NOK	1	4.56	1.500000	250	26
	USD	1	18.01	FRN	45	40
	USD	1	2.98	FRN	1 000	884
July						
	AUD	1	4.51	1.450000	300	188
	AUD	1	8.50	3.300000	150	94
	CAD	1	5.01	1.750000	800	545
	EUR	1	28.16	0.875000	250	250
	EUR	1	3.33	synthetic	12	12
	GBP	1	5.28	0.750000	800	874
	GBP	1	7.16	1.000000	400	443
	GBP	1	3.31	2.500000	400	446
	GBP	1	2.49	FRN	250	279
	NOK	1	4.54	1.500000	500	52
	NOK	1	2.82	1.500000	250	26
	NOK	1	4.52	1.500000	250	26
	NOK	1	4.49	1.500000	250	26
	PLN	1	10.39	3.000000	500	118
	PLN	1	4.84	3.000000	1 000	235
	RUB	1	2.53	6.750000	1 000	14
	SEK	1	5.81	1.250000	250	24
	SEK	1	8.83	1.375000	400	38
	USD	1	5.55	synthetic	16	14
	USD	1	2.00	synthetic	11	10
	ZAR	1	7.82	8.000000	500	31
August						
	EUR	1	28.10	0.875000	250	250
	EUR	1	3.18	synthetic	16	16
	EUR	1	3.18	synthetic	11	11
	NOK	1	4.47	1.500000	250	25
	NOK	1	4.40	1.500000	500	50
	USD	1	2.02	fixed-capitalised	17	15
	USD	1	5.01	synthetic	25	23
	USD	3	3.01	1.375000	3 000	2 707
	ZAR	1	7.01	7.650000	500	30
September						
	CAD	1	3.00	1.700000	500	345
	CNH	1	3.00	2.355000	800	103
	CNH	1	3.00	2.430000	500	64
	EUR	1	6.68	0.375000	250	250
	EUR	2	15.06	0.050000	3 000	3 000
	GBP	1	3.78	synthetic	500	559
	NOK	1	2.67	1.500000	250	25
	NOK	1	4.36	1.500000	250	25
	NOK	1	4.36	1.500000	250	25
	NOK	1	2.60	1.500000	250	25
	SEK	1	7.01	0.125000	2 000	187
	USD	1	2.00	synthetic	18	17
	USD	1	2.75	FRN	500	453

(*) Characteristics: (1) Operations launched under MTN or debt issuance programmes. (2) EARN (3) other

(**) In establishing statistics on its borrowing operations, the EIB uses the FX rates valid when the operation is launched.

Table I Medium and long-term borrowings raised in 2019 (before swaps) (continued)

Month of issue	Subscription currency	Characteristics (*)	Life (years)	Coupon (%) / Structure	Amount (million)	
					Currency	EUR
PUBLIC BORROWING OPERATIONS (continued)						
October						
	EUR	1	4.86	0.875000	250	250
	MXN	1	3.21	5.500000	250	12
	NOK	1	4.22	1.500000	500	49
	USD	1	10.01	1.625000	1 000	913
	USD	1	2.00	synthetic	8	7
	USD	1	2.00	synthetic	9	8
	ZAR	1	3.31	7.250000	500	30
	ZAR	1	7.50	8.000000	500	31
November						
	EUR	1	6.51	0.375000	250	250
	EUR	1	3.98	0.500000	150	150
	EUR	1	11.34	1.000000	250	250
	MXN	1	3.14	5.500000	250	12
	MXN	1	2.16	7.625000	300	14
	NOK	1	2.50	1.500000	250	25
	NOK	1	2.50	1.500000	500	49
	NOK	1	4.17	1.500000	250	25
	PLN	1	4.51	3.000000	500	117
	SEK	1	14.01	0.750000	250	24
	160	operations				49 182
PRIVATE BORROWING OPERATIONS						
October						
	EUR	3	20.01	0.660000	150	150
	EUR	1	3.00	FRN	1 000	1 000
	2	operations				1 150
TOTAL	162	operations				50 332

(*) Characteristics: (1) Operations launched under MTN or debt issuance programmes. (2) EARN (3) other

(**) In establishing statistics on its borrowing operations, the EIB uses the FX rates valid when the operation is launched.

Table J Borrowings raised (before swaps) from 2015 to 2019

(Amounts in € million)

	2015		2016		2017		2018		2019	
	Amount	%	Amount	%	Amount	%	Amount	%	Amount	%
European Union										
CZK	-	0.0	-	0.0	-	0.0	36	0.1	-	0.0
DKK	-	0.0	-	0.0	-	0.0	-	0.0	402	0.8
EUR	21 300	34.1	28 950	43.6	25 800	45.7	25 700	42.9	22 700	45.1
GBP	9 252	14.8	7 720	11.6	3 973	7.0	5 108	8.5	6 176	12.3
HUF	194	0.3	96	0.1	-	0.0	-	0.0	-	0.0
PLN	148	0.2	661	1.0	1 203	2.1	1 581	2.6	1 342	2.7
RON	-	0.0	-	0.0	-	0.0	39	0.1	-	0.0
SEK	438	0.7	822	1.2	1 006	1.8	878	1.5	631	1.3
Total	31 331	50.2	38 249	57.6	31 983	56.7	33 342	55.6	31 251	62.1
Outside the European Union										
AUD	929	1.5	598	0.9	1 100	1.9	1 369	2.3	1 127	2.2
CAD	1 324	2.1	343	0.5	-	0.0	1 929	3.2	892	1.8
CNH	-	0.0	-	0.0	-	0.0	64	0.1	167	0.3
HKD	-	0.0	-	0.0	-	0.0	95	0.2	-	0.0
JPY	348	0.6	26	0.0	12	0.0	4	0.0	-	0.0
MXN	57	0.1	339	0.5	762	1.3	570	1.0	94	0.2
NOK	1 019	1.6	978	1.5	752	1.3	572	1.0	1 944	3.9
NZD	65	0.1	-	0.0	-	0.0	119	0.2	-	0.0
RUB	-	0.0	-	0.0	153	0.3	54	0.1	34	0.1
TRY	1 421	2.3	507	0.8	1 855	3.3	786	1.3	-	0.0
USD	24 188	38.8	24 277	36.5	18 329	32.5	20 363	34.0	13 849	27.5
ZAR	945	1.5	659	1.0	539	1.0	143	0.2	621	1.2
<i>Synthetic format:</i>										
ARS	-	0.0	-	0.0	-	0.0	50	0.1	21	0.0
BRL	535	0.9	200	0.3	596	1.1	416	0.7	169	0.3
EGP	-	0.0	-	0.0	-	0.0	-	0.0	32	0.1
IDR	205	0.3	229	0.3	256	0.5	83	0.1	130	0.3
INR	-	0.0	40	0.1	98	0.2	-	0.0	-	0.0
Total	31 037	49.8	28 196	42.4	24 453	43.3	26 616	44.4	19 081	37.9
GRAND TOTAL	62 368 (*)	100.0	66 445 (*)	100.0	56 435 (*)	100.0	59 957 (*)	100.0	50 332 (*)	100.0
of which: fixed	55 923	89.7	63 678	95.8	53 003	93.9	53 821	89.8	44 376	88.2
of which: floating	6 445	10.3	2 767	4.2	3 432	6.1	6 136	10.2	5 956	11.8
Medium and long-term operations										
- Public borrowing operations	62 040	99.5	65 651	98.8	56 423	100.0	59 835	99.8	49 182	97.7
- Private borrowing operations	328	0.5	794	1.2	12	0.0	122	0.2	1 150	2.3

(*) In establishing statistics on its borrowing operations, the EIB applies the conversion rates obtaining when the operation is launched to the amounts actually raised.

Table K Borrowings raised (before swaps) in 2019 under medium-term note or debt issuance programmes (excluding EARNs and stand-alone issues)

(Amounts in € million)

		Currency	EUR	Number of transactions
Total European Union				
	DKK	3 000	402	1
	EUR	5 704	5 704	26
	GBP	5 500	6 176	12
	PLN	4 500	1 051	6
	SEK	6 650	631	13
Total outside the European Union				
	AUD	1 800	1 127	6
	CAD	1 303	892	3
	CNH	1 300	167	2
	MXN	2 050	94	6
	NOK	14 500	1 481	34
	RUB	2 500	34	2
	USD	2 794	2 511	16
	ZAR	9 949	621	18
Total			20 891	145

EUROPEAN INVESTMENT FUND

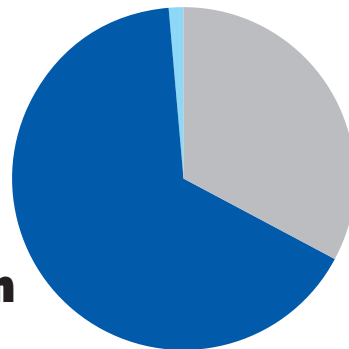
HIGHLIGHTS 2019

EIF 2019 volumes by product

€10.2bn
signed transactions

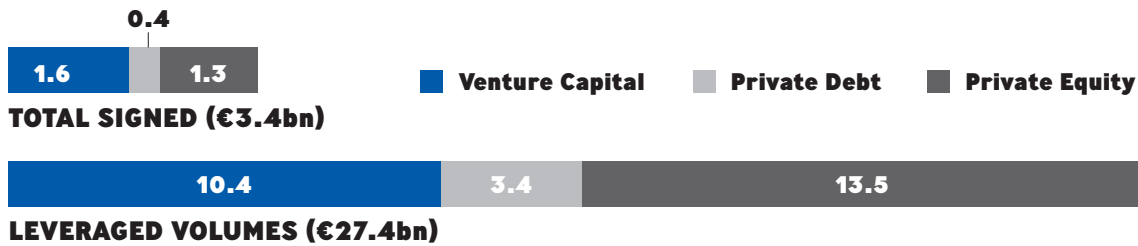
GUARANTEES commitment €6.7bn

€122m INCLUSIVE FINANCE commitment

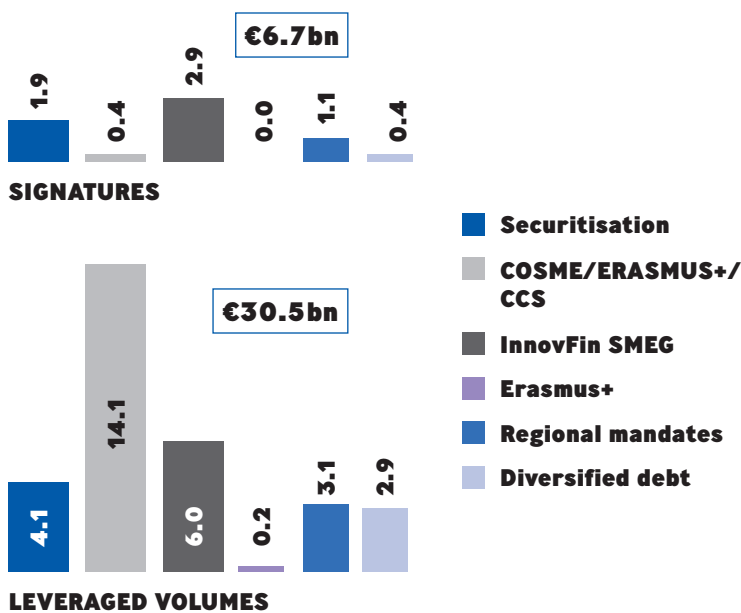


EQUITY commitment €3.4bn

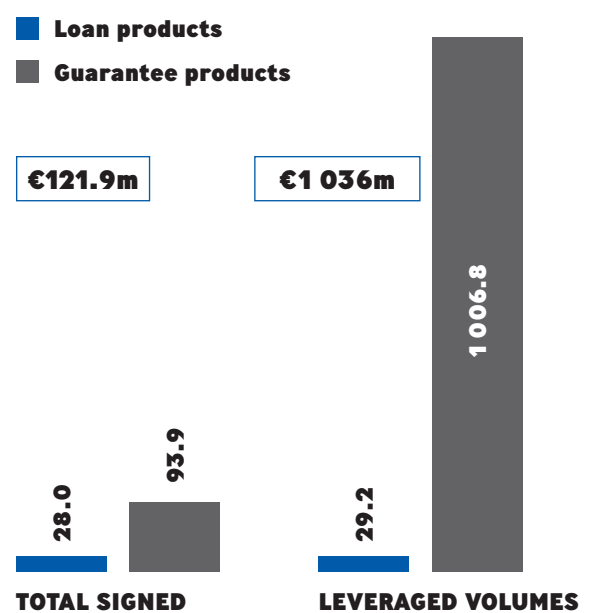
2019 Equity Signatures and Leveraged Volumes (€bn, as at 31.12.2019)



2019 Guarantee and Securitisation Signatures and Leveraged Volumes (€bn, as at 31.12.2019)



2019 Inclusive Finance Signatures and Leveraged Volumes (€m, as at 31.12.2019)



EIF EQUITY SIGNATURES (as at December 2019)

DEAL NAME	RESOURCE	GEOGRAPHIC FOCUS	COMMITMENT (€ million)
Lower Mid Market (LMM)			
Initiative & Finance FPCI III	AMUF - GC	France	25.0
Mentha Capital Fund VI	AMUF - GC	Netherlands	15.0
EMZ 9 - B	AMUF - GC, CECIF, OWN FUNDS, RCR	France	150.0
IK IX Fund	AMUF - GC, CECIF, OWN FUNDS, RCR	United Kingdom	120.0
Capiton VI	AMUF - GC, OWN FUNDS, RCR	Germany	70.0
Gilde Buy-Out Fund VI	AMUF - GC, OWN FUNDS, RCR	Netherlands	60.0
Wisequity V	AMUF - GC, OWN FUNDS, RCR	Italy	30.0
Actera Partners III	AMUF - GC, TGIF	Turkey	48.3
BaltCap Private Equity Fund III	BIF 2, EIB-EIF SME & Midcap (IIW)	Estonia	40.0
Genesis Growth Equity Fund I	CEFoF, EFSI - SMEW, OWN FUNDS	Czech Republic	15.0
VMS-REB 3 EuVECA GmbH & Co. KG	CEFoF, EFSI - SMEW, OWN FUNDS	Austria	20.0
Empower Capital Fund II SCSp	COSME-EFG, JEREMIE Bulgaria, OWN FUNDS	Bulgaria	30.0
SEAF West Balkans Growth Fund	COSME-EFG, OWN FUNDS	Serbia	20.0
Credit Solutions Partner Fund I	EFSI - SMEW, MDD 2, OWN FUNDS	Germany	40.0
Pride Mezzanine Fund I FGR	EFSI - SMEW, MDD 2, OWN FUNDS	Netherlands	40.0
ALFI PE Ltd.	EFSI - SMEW, NPI SM – SID Banka, OWN FUNDS	Slovenia	25.0
Generali Growth SIF LLC LP	EFSI - SMEW, NPI SM – SID Banka, OWN FUNDS	Slovenia	25.0
CapMan Buyout XI SCSp	EFSI - SMEW, OWN FUNDS	Finland	30.0
Elvaston Capital Fund IV GmbH & Co. KG	EFSI - SMEW, OWN FUNDS	Germany	31.0
EOS Beteiligungs GmbH & Co. KG	EFSI - SMEW, OWN FUNDS	Germany	30.0
Holland Capital Growth and Buy-Out Fund IV Cooperatief U.A.	EFSI - SMEW, OWN FUNDS	Netherlands	20.0
IGI Investimenti 6	EFSI - SMEW, OWN FUNDS	Italy	30.0
Juuri Fund II Ky	EFSI - SMEW, OWN FUNDS	Finland	30.0
Mérieux Participations 3 S.L.P	EFSI - SMEW, OWN FUNDS	France	40.0
Nazca V	EFSI - SMEW, OWN FUNDS	Spain	30.0
Nordian Fund III	EFSI - SMEW, OWN FUNDS	Netherlands	40.0
Oquendo Senior Debt Fund S.C.A. SICAV-RAIF	EFSI - SMEW, OWN FUNDS	Spain	30.0
PREMIUM Mittelstand Fund II GmbH & Co. KG	EFSI - SMEW, OWN FUNDS	Germany	40.0
Siparex Intermezzo II	EFSI - SMEW, OWN FUNDS	France	30.0
Volpi Capital Investments II SCSp	EFSI - SMEW, OWN FUNDS	United Kingdom	40.0
We Are Jane	EFSI - SMEW, OWN FUNDS	Belgium	15.0
Vendis Capital III Comm.V	EFSI - SMEW, OWN FUNDS, RCR	Belgium	40.0
Equinox III	EIB-EIF SME & Midcap (IIW), OWN FUNDS	Switzerland	25.0
Indigo Capital II	EIB-EIF SME & Midcap (IIW), OWN FUNDS	France	14.0
CAPZA 5 PRIVATE DEBT, SCSp-RAIF	MDD 2, OWN FUNDS, RCR	France	80.0
Vallis Sustainable Investments II	NPI SM - IFD (Portugal Tech)	Portugal	7.5
Abenex VI	OWN FUNDS, RCR	France	40.0
Axcel VI K/S	OWN FUNDS, RCR	Denmark	60.0
BlackFin Financial Services Fund III	OWN FUNDS, RCR	France	60.0
Equip Capital Fund I LP	OWN FUNDS, RCR	Norway	28.7
IK Minority Partnership I Fund	OWN FUNDS, RCR	United Kingdom	25.0
Polaris Private Equity V	OWN FUNDS, RCR	Denmark	39.9
Sparring Capital Fund 2	OWN FUNDS, RCR	France	40.0
Steadfast Capital Fund IV	OWN FUNDS, RCR	Germany	12.8
Trocadero Croissance & Transmission III	OWN FUNDS, RCR	France	40.0
SUB-TOTAL LMM (EXCL. CO-INV.)			1 722.3
Co-investments (LMM)			
Co-investment II with Cipio Partners Fund VI & VII	EFSI - SMEW, NPI SM – SE, OWN FUNDS	Germany	0.1
Co-investment with Acto Mezz III	EIB-EIF Co-investment (IIW)	France	4.5
Co-investment with Innova/6 - Snowfall	EIB-EIF Co-investment (IIW)	Poland	6.5
SUB-TOTAL CO-INVESTMENTS (LMM)			11.1
SUB-TOTAL LOWER MID MARKET			1 733.4

EIF EQUITY SIGNATURES (as at December 2019)

DEAL NAME	RESOURCE	GEOGRAPHIC FOCUS	COMMITMENT (€ million)
Venture Capital (VC)			
Medicxi III	AMUF - LS	United Kingdom	10.0
Healthcap VIII L.P.	AMUF - LS, OWN FUNDS, RCR	Sweden	40.0
Creandum V, L.P.	AMUF - TVC	Sweden	10.0
Keensight V SLP	AMUF - TVC	France	5.0
Balderton Capital VII S.L.P.	AMUF - TVC, EFSI - SMEW, OWN FUNDS	United Kingdom	39.8
e.ventures Europe VI GmbH & Co. KG	AMUF - TVC, ERP, OWN FUNDS, RCR	Germany	37.1
EQT Ventures II (NO.1) SCSP	AMUF - TVC, ERP, OWN FUNDS, RCR	Sweden	30.0
Lakestar III LP	AMUF - TVC, ERP, OWN FUNDS, RCR	Switzerland	25.0
Rocket Internet Capital Partners (Euro) II SCS	AMUF - TVC, ERP, OWN FUNDS, RCR	Germany	70.0
Atomico V SCSP	AMUF - TVC, OWN FUNDS, RCR	United Kingdom	30.4
TCEE Fund IV S.C.A. SICAR	CEFoF, EIB-EIF SME & Midcap (IHW)	Austria	20.0
Fortino Capital II Growth ARKIV NV	DVI II, EFSI - SMEW, OWN FUNDS	Belgium	28.0
Partech Growth II	EFSl - SMEW, ERP, OWN FUNDS	France	40.0
Credo Stage III SCSP	EFSl - SMEW, IFE Facility for Early Stage, OWN FUNDS	Czech Republic	25.0
Sabadell Asabys Health Innovation Investments, S.C.R., S.A.	EFSl - SMEW, IFE Facility for Early Stage, OWN FUNDS	Spain	15.0
Inovo Fund Coöperatief U.A.	EFSl - SMEW, OWN FUNDS	Poland	15.0
OTB Fund Cooperatief U.A.	EFSl - SMEW, OWN FUNDS	Poland	26.9
Atlantic Labs IV GmbH & Co. KG	EIB-EIF SME & Midcap (IHW), ERP	Germany	20.0
Cavalry Ventures II GmbH & Co. KG	EIB-EIF SME & Midcap (IHW), ERP	Germany	20.0
Heartcore Capital Fund IV K/S	EIB-EIF SME & Midcap (IHW), ERP	Denmark	30.1
Target Partners Fund IV GmbH & Co. KG	EIB-EIF SME & Midcap (IHW), ERP, LfA	Germany	21.2
Breega Capital Venture III	EIB-EIF SME & Midcap (IHW), OWN FUNDS, RCR	France	20.0
FRST 2	EIB-EIF SME & Midcap (IHW), OWN FUNDS, RCR	France	20.0
Ysios Biofund III F.C.R.E.	EIB-EIF SME & Midcap (IHW), OWN FUNDS, RCR	Spain	30.0
btov Digital Tech Fund II S.C.S., SICAR	ERP, LfA, OWN FUNDS, RCR	Germany	25.0
Kurma Biofund III FPCI	ERP, OWN FUNDS, RCR	France	30.0
Lakestar Growth I LP	ERP, OWN FUNDS, RCR	Switzerland	45.0
Project A Ventures III GmbH & Co. KG	ERP, OWN FUNDS, RCR	Germany	10.8
Target Partners Opportunities Fund I GmbH & Co. KG	ERP, OWN FUNDS, RCR	Germany	29.6
Fil Rouge Capital II	ESIF - Croatia FoF	Croatia	32.6
Nation 1 Fund	ESIF - Czech Republic	Czech Republic	10.4
Bioqube Factory Fund	IFE Facility for Early Stage	Belgium	20.0
Catalyst Romania Fund II SCSP	IFE Facility for Early Stage	Romania	15.0
Cyrus Ventures III, L.P.	IFE Facility for Early Stage	Israel	13.3
F2 Capital Partners 2	IFE Facility for Early Stage	Israel	4.5
415 Capital Fund I GmbH & Co. KG	IFE Facility for Early Stage, OWN FUNDS, RCR	Germany	20.0
Digital East Fund II	IFE Facility for Early Stage, TGIF	Turkey	30.0
Faber Tech II, FCR	NPI SM - IFD (Portugal Tech), OWN FUNDS, RCR	Portugal	15.0
Adara Ventures III SCA SICAR	OWN FUNDS, RCR	Spain	10.0
Alta Life Sciences Spain I FCR Fund	OWN FUNDS, RCR	Spain	20.0
Alven Capital IV Opportunity Fund	OWN FUNDS, RCR	France	10.1
Fountain Healthcare Partners Fund I Annex Fund	OWN FUNDS, RCR	Ireland	1.4
Fountain Healthcare Partners Fund III	OWN FUNDS, RCR	Ireland	35.0
Idinvest Digital Fund III FPCI	OWN FUNDS, RCR	France	31.0
MD Start III	OWN FUNDS, RCR	France	15.0
Nation 1 Fund (Prague)	OWN FUNDS, RCR	Czech Republic	2.6
Nauta Sidecar Fund I FCR	OWN FUNDS, RCR	Spain	15.0
Sofinnova Capital IX	OWN FUNDS, RCR	France	5.0
Revo Capital Fund II B.V.	TGIF	Turkey	15.0
SUB-TOTAL VC (EXCL. CO-INV.)			1 089.6

EIF EQUITY SIGNATURES (as at December 2019)

DEAL NAME	RESOURCE	GEOGRAPHIC FOCUS	COMMITMENT (€ million)
Co-investments (VC)			
Co-investment with TCEE Fund III SCA - Safesize (LFT Beheer BV)	EFSI - SMEW, NPI SM - NIA, NPI SM - SID Banka, OWN FUNDS	Austria	4.0
Co-investment with BNP Paribas SA	EFSI SMEW, OWN FUNDS	France	5.0
Co-investment with GP Bullhound Fund IV - Believe Digital	EIB-EIF Co-investment (IIW)	United Kingdom	5.5
Co-investment with Vesalius Biocapital III - DEAR Health	EIB-EIF Co-investment (IIW)	Belgium	5.3
Co-investment with HV Holtzbrinck Ventures Co-Investment Fund I - FlixMobility	EIB-EIF Co-investment (IIW), ERP, LfA	Germany	40.0
Co-investment with Aglaia Oncology Fund II - Modra	IFE Facility for Early Stage, NPI SM - NIA	Netherlands	2.1
Co-investment with Life Sciences Partners 6 - AM-Pharma	IFE Facility for Early Stage, NPI SM - NIA	Netherlands	15.0
Co-investment with Advent Life Sciences Fund II - Pheno - Amphista	IFE Facility for Early Stage, NPI SM - SE	United Kingdom	10.3
Co-investment with Lakestar II LP - Crosslend GmbH	LFF - Co-Inv	Switzerland	1.8
Co-investment with Lakestar II LP - SolarisBank AG	LFF - Co-Inv	Switzerland	0.2
Co-investment with OTB Fund Cooperatief U.A. - ICEYE Oy	LFF - Co-Inv	Poland	10.8
Co-investment with RRE Leaders Fund - Spire Global	LFF - Co-Inv	United States	2.2
SUB-TOTAL CO-INVESTMENTS (VC)			102.2
SUB-TOTAL VENTURE CAPITAL			1 191.8
Tech Transfer (TT)			
Invivo Ventures F.C.R.	IFE Facility for Early Stage	Spain	15.0
KHAN-I GmbH & Co. KG	IFE Facility for Early Stage	Germany	30.0
Primomiglio Space	IFE Facility for Early Stage	Italy	30.0
VI Partners Swiss Innovation Fund	IFE Facility for Early Stage	Switzerland	15.0
Voima Ventures Fund II LP	IFE Facility for Early Stage	Finland	20.0
FCR Armilar Venture Partners Tech Transfer Fund	IFE Facility for Early Stage, NPI SM - IFD (Portugal Tech)	Portugal	30.0
PSL Innovation Fund	OWN FUNDS, RCR	France	15.0
SUB-TOTAL TT (EXCL. CO-INV.)			155.0
Co-investments (TT)			
Co-investment with Epidarex II - Mironid - Caldan	IFE Facility for Early Stage, NPI SM - SE	United Kingdom	0.3
Co-investment with IP Venture Fund II - Deepmatter	IFE Facility for Early Stage, NPI SM - SE	United Kingdom	1.8
SUB-TOTAL CO-INVESTMENTS (TT)			2.2
SUB-TOTAL TECH TRANSFER			157.2
Social Impact Accelerator (SIA)			
Feelsgood Social Impact Investment Fund I	EFSI - SMEW, IFE Facility for Early Stage, OWN FUNDS	Croatia	15.0
SIB Joining Forces	EFSI - SMEW, OWN FUNDS	Netherlands	10.0
Impact Croissance IV	EFSI - SMEW, OWN FUNDS, SIA	France	30.0
MakeSense Seed I	IFE Facility for Early Stage	France	4.0
Future Positive Capital Fund	IFE Facility for Early Stage, SIA	France	20.0
Eureka! Fund	NPI TM - ITATech, OWN FUNDS, RCR	Italy	30.0
Fondo SI Social Impact EuVECA	NPI TM - SII, SIA	Italy	15.0
Opes Italia S.p.A. SICAF EuVECA	NPI TM - SII, SIA	Italy	20.0
SET Fund III C.V.	OWN FUNDS, RCR	Netherlands	4.5
SUB-TOTAL SIA			148.5

EIF EQUITY SIGNATURES (as at December 2019)

DEAL NAME	RESOURCE	GEOGRAPHIC FOCUS	COMMITMENT (€ million)
Business Angels			
EAF - Austria	EAF - Austria	Austria	3.8
EAF - Denmark	EAF - Denmark	Denmark	7.9
EAF - Finland	EAF - Finland	Finland	6.0
EAF - Ireland	EAF - Ireland	Ireland	0.6
EAF - Italy	EAF - Italy	Italy	3.0
EAF - Netherlands	EAF - Netherlands	Netherlands	1.5
EAF - Spain	EAF - Spain	Spain	3.0
EAF - Germany	ERP, OWN FUNDS, RCR	Germany	19.0
iAngels iGenuity Fund LP	IFE Facility for Early Stage	Israel	22.2
ScaleX Ventures Angel Fund Coöperatief U.A.	IFE Facility for Early Stage, TGIF	Turkey	11.0
SUB-TOTAL BA			78.0
SUB-TOTAL ITI			1 575.5
NATIONAL PROMOTIONAL INSTITUTIONS (NPI)			
LOMBARD ODIER EUROPEAN VENTURE CAPITAL OPPORTUNITY FUND ILL	COSME-EFG, IFE Facility for Early Stage, OWN FUNDS	Switzerland	50.0
SUB-TOTAL NPI			50.0
TOTAL COMMITTED AMOUNT			3 358.9
TOTAL LEVERAGED VOLUMES			27 372.0

NUMBER OF TRANSACTIONS: 150

EIF GUARANTEE SIGNATURES (as at December 2019)

DEAL NAME	RESOURCE	GEOGRAPHIC FOCUS	COMMITMENT (€ million)
Bpifrance - CCS GF	CCS GF	France	12.3
IFCIC - CCS GF - DG	CCS GF	France	15.8
Marginalen Bank Bankaktiebolag – CCS	CCS GF	Sweden	3.3
Agrár-Vállalkozási Hitelgarancia Alapítvány (AVHGA) - COSME - LGF	COSME-LGF	Hungary	5.7
Alpha Bank Albania - COSME LGF	COSME-LGF	Albania	1.4
Austria Wirtschaftsservice 2 (AWS) - COSME - LGF	COSME-LGF	Austria	6.7
Banca Comerciala Romana (BCR) - COSME	COSME-LGF	Romania	6.0
Banca Intesa ad Beograd - COSME - LGF	COSME-LGF	Serbia	7.2
Bank Gospodarstwa Krajowego (BGK) - COSME - LGF	COSME-LGF	Poland	21.5
Banka Credins Albania - COSME LGF	COSME-LGF	Albania	1.0
BCC Lease 2 - COSME - LGF	COSME-LGF	Italy	4.8
BEEQUIP B.V. - COSME LGF	COSME-LGF	Netherlands	4.8
Buergschaftsbanken - COSME - LGF	COSME-LGF	Germany	2.7
Caixa Geral de Depósitos - COSME LGF (digit)	COSME-LGF	Portugal	15.0
Cassa Depositi e Prestiti 2 (CDP) Investment platform - COSME - LGF	COSME-LGF	Italy	90.9
CEC Bank - COSME - LGF	COSME-LGF	Romania	1.6
CERSA 2 - COSME - LGF (digit)	COSME-LGF	Spain	53.2
Ceskoslovenská obchodná banka (CSOB SK) - COSME - LGF	COSME-LGF	Slovakia	2.8
Collector Bank AB - COSME LGF	COSME-LGF	Sweden	2.3
Federation Nationale des SOCAMA 3 - COSME LGF	COSME-LGF	France	50.0
Finnvera Oyj - COSME - LGF	COSME-LGF	Finland	4.5
GARANTIQA Creditguarantee - COSME - LGF	COSME-LGF	Hungary	14.3
Investiciono-razvojni fond Montenegro - COSME - LGF	COSME-LGF	Montenegro	1.9
K&H - COSME - LGF	COSME-LGF	Hungary	2.2
Komercijalna Banka - COSME - LGF	COSME-LGF	Serbia	2.8
Kosovo Credit Guarantee Fund - COSME - LGF	COSME-LGF	Kosovo	2.7
Kredi Garanti Fonu - COSME LGF	COSME-LGF	Turkey	20.1
Libra Internet Bank 2 - COSME - LGF	COSME-LGF	Romania	3.0
Marginalen Bank Bankaktiebolag – COSME LGF	COSME-LGF	Sweden	1.0
MBDP Skopje - COSME LGF	COSME-LGF	North Macedonia	1.0
National Bank of Greece - COSME - LGF	COSME-LGF	Greece	14.0
Nuevo Micro Bank 2 (MicroBank) - COSME - LGF	COSME-LGF	Spain	0.9
Piraeus Bank - COSME - LGF	COSME-LGF	Greece	7.3
PMV/z-Leningen – COSME – LGF	COSME-LGF	Belgium	4.1
Raiffeisen Leasing Romania - COSME LGF	COSME-LGF	Romania	1.4
Slovene Enterprise Fund - COSME - LGF	COSME-LGF	Slovenia	7.1
UniCredit Bulbank - COSME - LGF	COSME-LGF	Bulgaria	5.4
United Bulgarian Bank 2 - COSME - LGF	COSME-LGF	Bulgaria	10.2
Vaekstfonden 2 - COSME - LGF	COSME-LGF	Denmark	3.5
Anthilia BIT III	EFSI - Private Credit	Italy	40.0
Cardinal Group ICAV	EFSI - Private Credit	Ireland	40.0
Creditshelf SME Lending Fund	EFSI - Private Credit	Germany	30.0
Fasanara European Alternative Credit Fund Sicav RAIF	EFSI - Private Credit	United Kingdom	20.0
FPS Predirec ABL-2	EFSI - Private Credit	France	40.0
France Economie Reelle Delta AM	EFSI - Private Credit	France	30.0
Idinvest Private Debt Fund V	EFSI - Private Credit	France	40.0
October SME IV	EFSI - Private Credit	France	30.0
PMI Italia II Fund	EFSI - Private Credit	Italy	30.0
SP EuroCreances 2018	EFSI - Private Credit	France	40.0
Ver Capital Credit Partners SME Fund	EFSI - Private Credit	Italy	35.0
Banco BPM 2018 Synthetic - SLA Fronted	EIB SLA	Italy	55.0
CaixaBank SME Synthetic Securitisation - SLA Fronted	EIB SLA	Spain	100.0
Ceska Synthetic Securitisation - SLA Fronted	EIB SLA	Czech Republic	76.6
Large German bank	EIB SLA	Germany	105.0

EIF GUARANTEE SIGNATURES (as at December 2019)

DEAL NAME	RESOURCE	GEOGRAPHIC FOCUS	COMMITMENT (€ million)
EFL Leasing Synthetic 2019-1 - OR - SLA Fronted	EIB SLA, OWN FUNDS	Poland	484.1
SC Poland Synthetic 2019 - OR/SLA Fronted	EIB SLA, OWN FUNDS	Poland	403.7
FINS - Erasmus + SLGF	ERASMUS - GF	Romania	0.7
Banca Monte dei Paschi di Siena - Agri Italia - Calabria	ESIF - EAFRD - ITAgri Platform – Calabria	Italy	5.0
Credito Emiliano (CREDEM) - AGRI Italia - Calabria	ESIF - EAFRD - ITAgri Platform – Calabria	Italy	6.0
ICCREA Bancalmpresa - AGRI Italia - Calabria	ESIF - EAFRD - ITAgri Platform – Calabria	Italy	18.5
Banca Popolare Pugliese (BPP) - AGRI Italia - Campania	ESIF - EAFRD - ITAgri Platform – Campania	Italy	10.0
Credito Emiliano (CREDEM) - AGRI Italia - Campania	ESIF - EAFRD - ITAgri Platform – Campania	Italy	18.5
ICCREA Bancalmpresa - AGRI Italia - Campania	ESIF - EAFRD - ITAgri Platform – Campania	Italy	25.0
Banca Cambiano - Agri Italia - Emilia-Romagna	ESIF - EAFRD - ITAgri Platform – Emilia Romagna	Italy	1.5
Banca Monte dei Paschi di Siena - Agri Italia - Emilia Romagna	ESIF - EAFRD - ITAgri Platform – Emilia Romagna	Italy	10.0
Credito Emiliano (CREDEM) - AGRI Italia - Emilia-Romagna	ESIF - EAFRD - ITAgri Platform – Emilia Romagna	Italy	25.0
ICCREA Bancalmpresa - AGRI Italia - Emilia-Romagna	ESIF - EAFRD - ITAgri Platform – Emilia Romagna	Italy	25.0
Banca Cambiano - Agri Italia - Piemonte	ESIF - EAFRD - ITAgri Platform – Piemonte	Italy	1.0
Banca Monte dei Paschi di Siena - Agri Italia - Piemonte	ESIF - EAFRD - ITAgri Platform – Piemonte	Italy	5.0
Credito Emiliano (CREDEM) - AGRI Italia - Piemonte	ESIF - EAFRD - ITAgri Platform – Piemonte	Italy	10.0
ICCREA Bancalmpresa - AGRI Italia - Piemonte	ESIF - EAFRD - ITAgri Platform – Piemonte	Italy	12.5
Banca Monte dei Paschi di Siena - Agri Italia - Puglia	ESIF - EAFRD - ITAgri Platform – Puglia	Italy	5.0
Banca Popolare Puglia e Basilicata (BPPB) - AGRI Italia - Puglia	ESIF - EAFRD - ITAgri Platform – Puglia	Italy	7.0
Banca Popolare Pugliese (BPP) - AGRI Italia - Puglia	ESIF - EAFRD - ITAgri Platform – Puglia	Italy	30.0
Credito Emiliano (CREDEM) - AGRI Italia - Puglia	ESIF - EAFRD - ITAgri Platform – Puglia	Italy	18.5
ICCREA Bancalmpresa - AGRI Italia - Puglia	ESIF - EAFRD - ITAgri Platform – Puglia	Italy	18.5
Banca Cambiano - Agri Italia - Toscana	ESIF - EAFRD - ITAgri Platform – Toscana	Italy	17.5
Banca Monte dei Paschi di Siena - Agri Italia - Toscana	ESIF - EAFRD - ITAgri Platform – Toscana	Italy	30.0
Credito Emiliano (CREDEM) - AGRI Italia - Toscana	ESIF - EAFRD - ITAgri Platform – Toscana	Italy	6.0
ICCREA Bancalmpresa - AGRI Italia - Toscana	ESIF - EAFRD - ITAgri Platform – Toscana	Italy	18.5
Credito Emiliano (CREDEM) - AGRI Italia - Umbria	ESIF - EAFRD - ITAgri Platform – Umbria	Italy	2.5
ICCREA Bancalmpresa - AGRI Italia - Umbria	ESIF - EAFRD - ITAgri Platform – Umbria	Italy	12.5
Banca Monte dei Paschi di Siena - Agri Italia - Veneto	ESIF - EAFRD - ITAgri Platform – Veneto	Italy	20.0
Credito Emiliano (CREDEM) - AGRI Italia - Veneto	ESIF - EAFRD - ITAgri Platform – Veneto	Italy	30.0
ICCREA Bancalmpresa - AGRI Italia - Veneto	ESIF - EAFRD - ITAgri Platform – Veneto	Italy	55.0
Banque Populaire Aquitaine Centre Atlantique (BPACA) - Alter'NA	ESIF - EAFRD - Nouvelle Aquitaine	France	6.8
Credit Agricole - Alter'NA	ESIF - EAFRD - Nouvelle Aquitaine	France	13.4
Crédit Mutuel - Alter'NA	ESIF - EAFRD - Nouvelle Aquitaine	France	6.8
Banque Populaire du Sud - FOSTER-Languedoc Roussillon ERDF	FOSTER - Languedoc Roussillon ERDF	France	9.0
Credit Agricole - FOSTER MP EAFRD	FOSTER - Midi-Pyrénées EAFRD	France	4.2
BPCE - INAF	INAF	France	11.0
Confédération Nationale du Crédit Mutuel - INAF	INAF	France	24.1
Credit Agricole - INAF	INAF	France	55.5
Crédit Mutuel ARKEA - INAF	INAF	France	8.2
123 Investment Managers - IFSMEG	InnovFin SMEG	France	25.0
ABN AMRO - IFSMEG	InnovFin SMEG	Netherlands	15.0
Almi Företagspartner AB 2 - IFSMEG	InnovFin SMEG	Sweden	28.7
Austria Wirtschaftsservice (AWS) - IFSMEG	InnovFin SMEG	Austria	35.0
Banca Cassa di Risparmio di Savigliano - IFSMEG	InnovFin SMEG	Italy	5.0
Banca Comerciala Intesa Sanpaolo Romania - IFSMEG	InnovFin SMEG	Romania	10.0
Banca Comerciala Romana Chisinau (BCRC) - IFSMEG	InnovFin SMEG	Moldova, Republic of	5.0
Banca del Mezzogiorno - MedioCredito Centrale - IFSMEG	InnovFin SMEG	Italy	20.0
Banca Intesa ad Beograd - IFSMEG	InnovFin SMEG	Serbia	5.0
Banca Popolare Puglia e Basilicata (BPPB) - IFSMEG	InnovFin SMEG	Italy	25.0
Banca Valsabbina 2 - IFSMEG	InnovFin SMEG	Italy	7.5
Banco BPI 2 - IFSMEG	InnovFin SMEG	Portugal	25.0
Banco BPM 2 - IFSMEG	InnovFin SMEG	Italy	5.0
Banco Comercial Portugues 2 (BCP) - IFSMEG	InnovFin SMEG	Portugal	100.0

EIF GUARANTEE SIGNATURES (as at December 2019)

DEAL NAME	RESOURCE	GEOGRAPHIC FOCUS	COMMITMENT (€ million)
Banco Santander - IFSMEG	InnovFin SMEG	Spain	150.0
Bank Leumi - IFSMEG	InnovFin SMEG	Israel	89.0
Bank Nordik - IFSMEG	InnovFin SMEG	Faroe Islands	20.1
Banque de l'Habitat - IFSMEG	InnovFin SMEG	Tunisia	29.7
BCC Cambiano Umbrella 2 - Banca Cambiano - IFSMEG	InnovFin SMEG	Italy	10.0
BCC Cambiano Umbrella 2 - BCC Pisa e Fornacette - IFSMEG	InnovFin SMEG	Italy	5.0
BCC Cambiano Umbrella 2 - Cabel Leasing - IFSMEG	InnovFin SMEG	Italy	3.0
BCEE - IFSMEG	InnovFin SMEG	Luxembourg	15.0
BIL Luxembourg - IFSMEG	InnovFin SMEG	Luxembourg	10.0
Bpifrance financement PI FEI 4 - IFSMEG	InnovFin SMEG	France	200.0
Bpifrance financement start-up 4 - IFSMEG	InnovFin SMEG	France	100.0
Caixa Geral de Depósitos - IFSMEG	InnovFin SMEG	Portugal	50.0
Caja Laboral Popular Coop. de Crédito - IFSMEG	InnovFin SMEG	Spain	25.0
CERSA 2 - IFSMEG	InnovFin SMEG	Spain	90.0
Ceska Sporitelna - IFSMEG	InnovFin SMEG	Czech Republic	50.0
Credit Agricole Italia 2 (Cariparma Group) - IFSMEG	InnovFin SMEG	Italy	10.0
Credit Agricole Serbia - IFSMEG	InnovFin SMEG	Serbia	5.00
Creval 3 - IFSMEG	InnovFin SMEG	Italy	7.5
DBT Capital AB - IFSMEG	InnovFin SMEG	Sweden	9.3
Eiffel Investment Group - IFSMEG	InnovFin SMEG	France	37.5
Erste & Steiermärkische Bank - IFSMEG	InnovFin SMEG	Croatia	25.0
Innovation Norway - IFSMEG - CG	InnovFin SMEG	Norway	99.4
Innovation Norway - IFSMEG - DG	InnovFin SMEG	Norway	50.5
Inveready Venture Finance 3 - IFSMEG	InnovFin SMEG	Spain	35.0
Keskinäinen Vakuutusyhtiö Fennia - IFSMEG	InnovFin SMEG	Finland	25.0
LocalTapiola Corporate Lending I GP - IFSMEG	InnovFin SMEG	Finland	25.0
Mediocredito Italiano (ISP Group) - IFSMEG	InnovFin SMEG	Italy	75.0
Mediocredito Trentino-Alto Adige 3 (MCTAA) - IFSMEG	InnovFin SMEG	Italy	30.0
Mobiasbanca - IFSMEG	InnovFin SMEG	Moldova, Republic of	4.0
Nordea - IFSMEG	InnovFin SMEG	Finland	100.0
October Factory - IFSMEG	InnovFin SMEG	France	15.0
OP Corporate Bank - IFSMEG	InnovFin SMEG	Finland	45.0
Peninsula Growth Fund - IFSMEG	InnovFin SMEG	Israel	35.0
PKO Leasing 2 - IFSMEG	InnovFin SMEG	Poland	29.7
ProCredit Umbrella - Albania - IFSMEG	InnovFin SMEG	Albania	10.0
ProCredit Umbrella - Bosnia and Herzegovina - IFSMEG	InnovFin SMEG	Bosnia and Herzegovina	15.0
ProCredit Umbrella - Bulgaria & Greece - IFSMEG	InnovFin SMEG	Bulgaria	50.0
ProCredit Umbrella - Georgia - IFSMEG	InnovFin SMEG	Georgia	12.5
ProCredit Umbrella - Moldova - IFSMEG	InnovFin SMEG	Moldova, Republic of	10.0
ProCredit Umbrella - North Macedonia - IFSMEG	InnovFin SMEG	North Macedonia	20.0
ProCredit Umbrella - ProCredit Holding (CE) - IFSMEG	InnovFin SMEG	Germany	200.0
ProCredit Umbrella - Romania - IFSMEG	InnovFin SMEG	Romania	25.0
ProCredit Umbrella - Serbia - IFSMEG	InnovFin SMEG	Serbia	42.5
ProCredit Umbrella - Ukraine - IFSMEG	InnovFin SMEG	Ukraine	15.0
Proventus Capital Management - IFSMEG	InnovFin SMEG	Sweden	37.5
Rabobank - IFSMEG	InnovFin SMEG	Netherlands	100.0
Raiffeisenbank Czech Republic - IFSMEG	InnovFin SMEG	Czech Republic	24.7
SOWALFIN Invest - IFSMEG	InnovFin SMEG	Belgium	12.5
Sydbank - IFSMEG	InnovFin SMEG	Denmark	25.0
Tatra Banka - IFSMEG	InnovFin SMEG	Slovakia	40.0
Tenax - IFSMEG	InnovFin SMEG	United Kingdom	25.0
Trea 2 - IFSMEG	InnovFin SMEG	Spain	30.0
UBB Umbrella (ex CIBANK) - (CE) - IFSMEG	InnovFin SMEG	Bulgaria	37.5
Unicredit Bank Austria - IFSMEG	InnovFin SMEG	Austria	75.0

EIF GUARANTEE SIGNATURES (as at December 2019)

DEAL NAME	RESOURCE	GEOGRAPHIC FOCUS	COMMITMENT (€ million)
Unicredit Umbrella - Bulgaria - IFSMEG	InnovFin SMEG	Bulgaria	15.0
Unicredit Umbrella - Croatia - IFSMEG	InnovFin SMEG	Croatia	7.5
Unicredit Umbrella - Czech Republic and Slovakia - IFSMEG	InnovFin SMEG	Czech Republic	42.5
Unicredit Umbrella - Hungary - IFSMEG	InnovFin SMEG	Hungary	50.0
Unicredit Umbrella - leasing - Croatia - IFSMEG	InnovFin SMEG	Croatia	22.5
Unicredit Umbrella - leasing - Czech Republic - IFSMEG	InnovFin SMEG	Czech Republic	6.0
Unicredit Umbrella - leasing - Romania - IFSMEG	InnovFin SMEG	Romania	20.0
Unicredit Umbrella - leasing - Serbia - IFSMEG	InnovFin SMEG	Serbia	5.0
Unicredit Umbrella - leasing - Slovakia - IFSMEG	InnovFin SMEG	Slovakia	4.0
Unicredit Umbrella - Romania - IFSMEG	InnovFin SMEG	Romania	17.5
Unicredit Umbrella - Serbia - IFSMEG	InnovFin SMEG	Serbia	12.5
Unicredit Umbrella - Slovenia - IFSMEG	InnovFin SMEG	Slovenia	2.5
Unicredit Umbrella - UniCredit SpA - (CE) - IFSMEG	InnovFin SMEG	Italy	45.0
Vaekstfonden 2 - IFSMEG	InnovFin SMEG	Denmark	25.1
Vaekstfonden Danmarks Gronne Investeringsfond - IFSMEG	InnovFin SMEG	Denmark	20.1
Strategic Banking Corporation of Ireland (SBCI) - Future Growth Loan Scheme	Irish SMEs	Ireland	192.0
Alba 10 - OR - SLA	OWN FUNDS	Italy	40.0
Alior Leasing 2019 - OR	OWN FUNDS	Poland	82.9
PKO Poland Leasing 2018-1 - OR/SLA	OWN FUNDS	Poland	89.0
Santander Consumer Spain 2019 - OR - SLA	OWN FUNDS	Spain	270.0
Santander Funded Synthetic SME Securitisation 2019 - OR - SLA	OWN FUNDS	Spain	50.0
Voba 7 - OR	OWN FUNDS	Italy	120.0
Banca Popolare Puglia e Basilicata (BPPB) - SME Italy	SME Initiative - Italy	Italy	61.4
Bank of Valletta - SMEi Malta	SME Initiative - Malta	Malta	14.6
BNF - SMEi Malta	SME Initiative - Malta	Malta	2.1
Banca Comerciala Romana - (RON) - SMEi Romania	SME Initiative - Romania	Romania	90.6
BRD - (RON) - SMEi Romania	SME Initiative - Romania	Romania	5.5
CEC Bank (RON) - SMEi Romania	SME Initiative - Romania	Romania	18.0
Libra Bank - (RON) - SMEi Romania	SME Initiative - Romania	Romania	10.5
Procredit Bank - (RON) - SMEi Romania	SME Initiative - Romania	Romania	53.1
Raiffeisen Bank - (EUR) - SMEi Romania	SME Initiative - Romania	Romania	10.2
Raiffeisen Bank - (RON) - SMEi Romania	SME Initiative - Romania	Romania	30.0
Unicredit Bank - (RON) - SMEi Romania	SME Initiative - Romania	Romania	84.0
Banco Santander - Banco Popular - SMEi Spain	SME Initiative - Spain	Spain	0.1
TOTAL COMMITTED AMOUNT			6 746.5
TOTAL LEVERAGED VOLUMES			30 463.8

NUMBER OF TRANSACTIONS: 196

EIF INCLUSIVE FINANCE SIGNATURES (as at December 2019)

DEAL NAME	RESOURCE	GEOGRAPHIC FOCUS	COMMITMENT (€ million)
Permico - EaSI-CBI	CDP-Social Impact	Italy	4.1
Artigiancredito Toscano - EaSI MF	EaSI GFI	Italy	1.6
Banca Popolare Etica 2 - EaSI - SE	EaSI GFI	Italy	8.0
Banca Valsabbina - EaSI SE	EaSI GFI	Italy	1.2
BT Microfinantare IFN - EaSI MF	EaSI GFI	Romania	1.7
Cooperazione Finanza Impresa (CFI) - EaSI SE	EaSI GFI	Italy	5.1
Cooperfidi 2 - CG - EaSI SE	EaSI GFI	Italy	4.2
CreaSol - EaSI MF	EaSI GFI	France	0.9
Early-Stage Co-Investment Fund for Social Enterprises GmbH & Co - EaSI SE	EaSI GFI	Germany	3.2
Fibabanka - EaSI - MF	EaSI GFI	Turkey	1.6
good.Bee 2 - EaSI MF	EaSI GFI	Romania	4.8
Idea Bank Romania - EaSI MF	EaSI GFI	Romania	1.5
JOBBS Micro Financing Institution - EaSI MF	EaSI GFI	Bulgaria	0.7
Komerčni Banka 2 - EaSI MF	EaSI GFI	Czech Republic	2.5
La Nef 2 - EaSI - SE	EaSI GFI	France	12.7
Patria Bank 2 - EaSI MF	EaSI GFI	Romania	2.0
Piraeus Bank - EaSI MF	EaSI GFI	Greece	7.6
Qredits - EaSI SE	EaSI GFI	Netherlands	0.6
Qredits 2 - EaSI MF	EaSI GFI	Netherlands	8.3
Slovene Enterprise Fund 2 - EaSI - MF	EaSI GFI	Slovenia	4.8
Social Finance Foundation Ireland - EaSI SE	EaSI GFI	Ireland	3.0
SOCODEN - EaSI SE	EaSI GFI	France	2.0
Sogama - EaSI - SE	EaSI GFI	France	2.4
Unicredit Italy 2 - EaSI MF	EaSI GFI	Italy	6.9
Unicredit Leasing Croatia - EaSI MF	EaSI GFI	Croatia	0.6
UniCredit SpA - EaSI SE	EaSI GFI	Italy	5.2
Vilnius Factoring Company - EaSI MF	EaSI GFI	Lithuania	0.8
1001Pact (LITA.co) EaSI CBI	EaSI-CBI	France	1.2
La Nef - EaSI CBI	EaSI-CBI	France	3.0
Microlux - EaSI CBI	EaSI-CBI	Luxembourg	0.5
OMRO - EaSI CBI	EaSI-CBI	Romania	1.4
OnePlanetCrowd Netherlands EaSI CBI	EaSI-CBI	Netherlands	1.0
Oportunitas - EaSI - CBI	EaSI-CBI	Spain	1.0
Opportunity bank Serbia - EaSI CBI	EaSI-CBI	Serbia	4.0
Patria Credit - EaSI - CBI	EaSI-CBI	Romania	2.1
Banca Popolare Etica - EaSI-CBI	EaSI-CBI, CDP-Social Impact	Italy	9.8
TOTAL COMMITTED AMOUNT			121.9
TOTAL LEVERAGED VOLUMES			1 036.0

NUMBER OF TRANSACTIONS: 36



STATISTICAL REPORT

2019



The EIB Group consists of
the European Investment Bank and
the European Investment Fund.

print: ISBN 978-92-861-4579-7
pdf: ISBN 978-92-861-4580-3

EN 05/2020